



TITBITS ON 2021 ADMISSION & 2022 UTME

a presentation of the
JOINT ADMISSIONS AND MATRICULATION BOARD

at the 2022 Policy Meeting

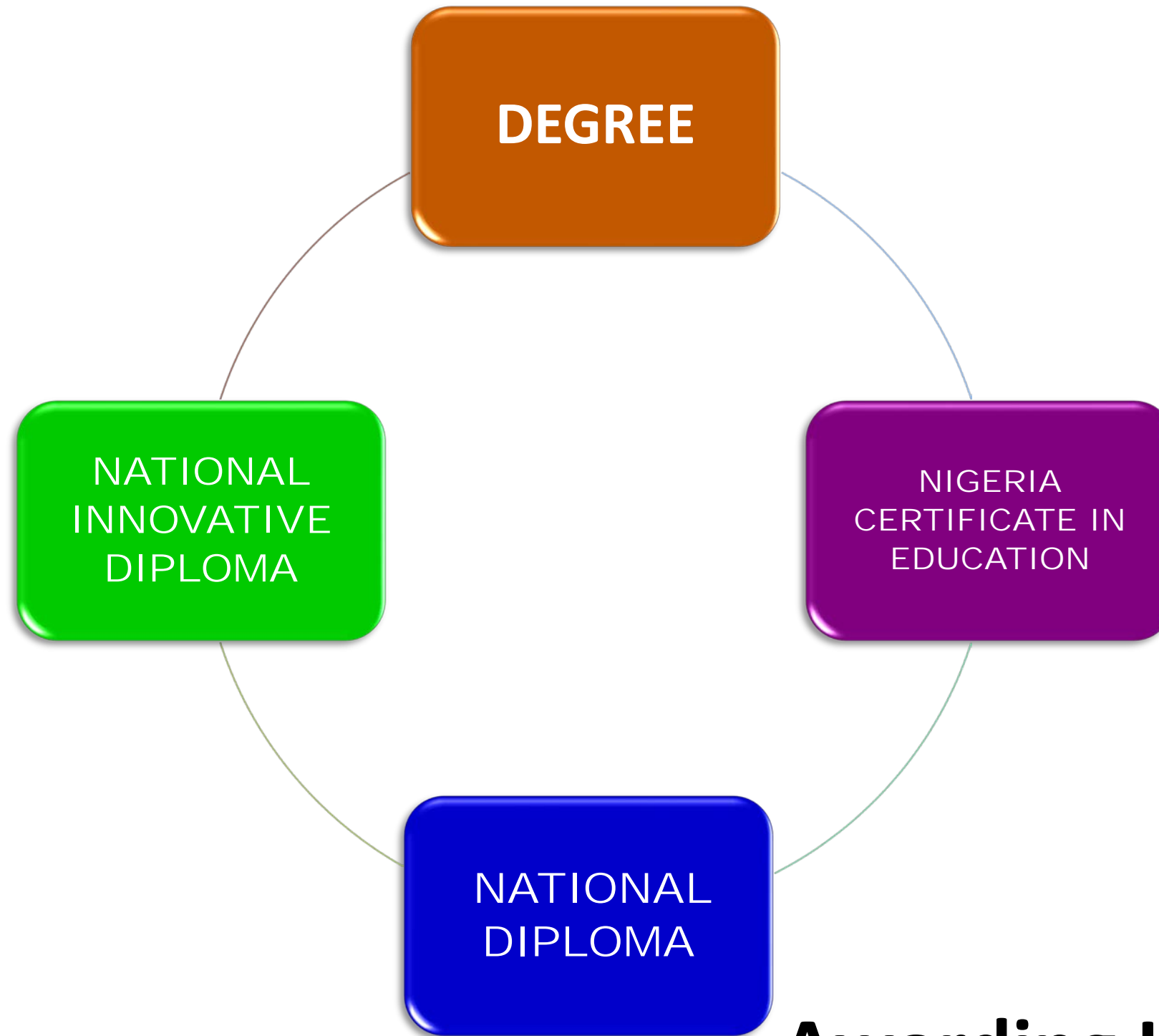


by
Is-haq Olanrewaju Oloyede *OFR, FNAL*
Professor of Islamics & Registrar, JAMB

holding at the
International Conference Centre, Abuja.

Thursday, 21st July, 2022

..... on admissions to



Awarding Institutions

Introduction

Policy meeting has become a most potent strategic platform of JAMB to

- ✓ **share & validate the Board's vision**
- ✓ **solicit and obtain feedbacks & input on admission**
- ✓ **ensure buy-in of critical stakeholders**
- ✓ **exchange information & awareness**
- ✓ **formulate policies based on accurate statistics and analysis**

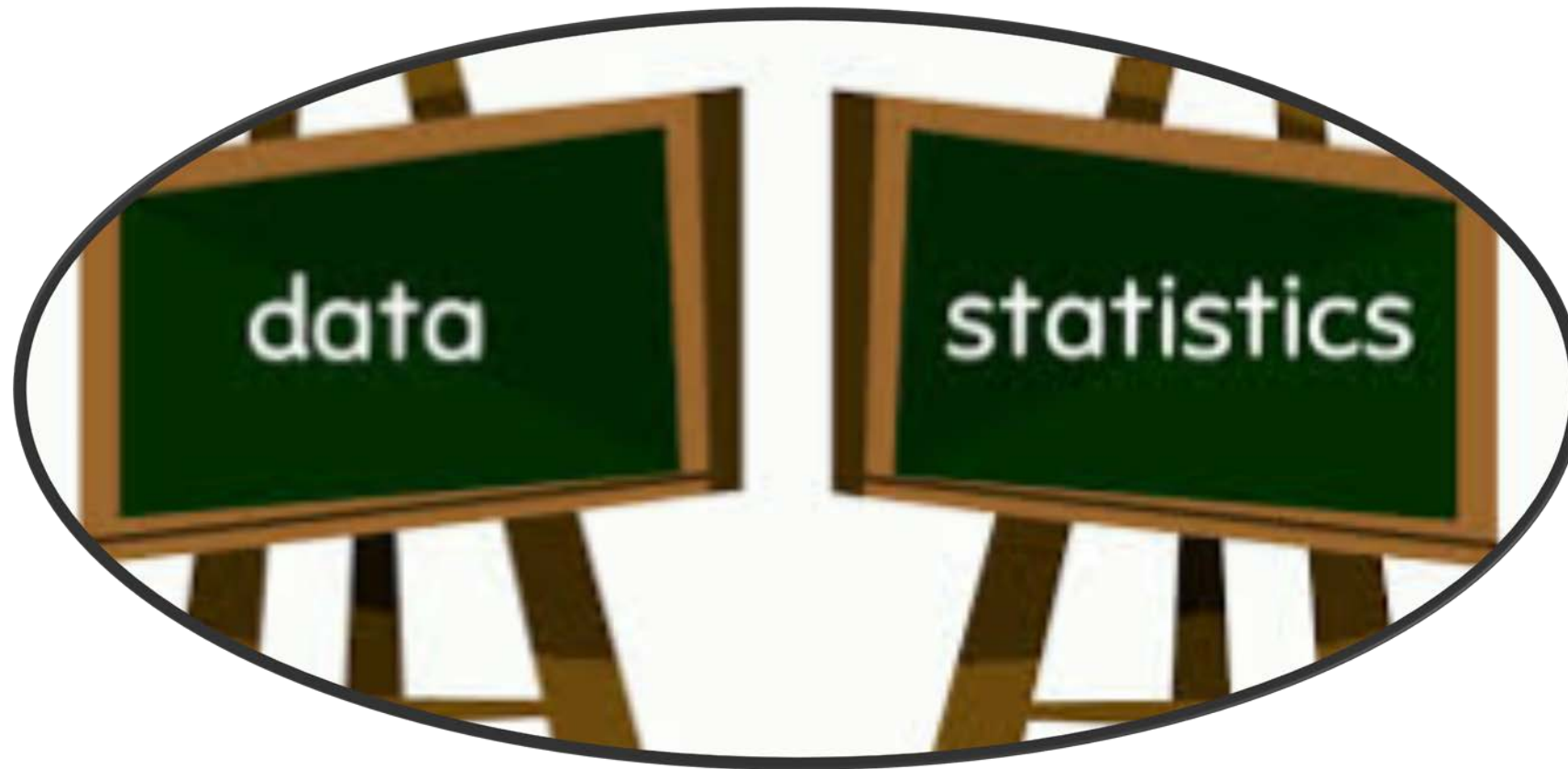
JAMB MANDATE

Placement of suitably qualified candidates in collaboration with the tertiary institutions after taking into account

the vacancies available in each tertiary institution

the guidelines approved for each tertiary institution by its proprietor or other competent authority

the preferences expressed or otherwise indicated by candidates for certain tertiary institutions and programmes



2021 Admission

VITAL STATISTICS

.... a journey into the immediate past and planning for the future

REPORT ON THE CONDUCT OF THE 2021 ADMISSIONS TO TERTIARY INSTITUTIONS

Vital decisions were taken at the (Virtual) Policy Meeting

Meeting guidelines & decisions were implemented

Desk Officers were assigned to institutions

**The Central Admissions Processing System (CAPS) AS THE ONLY
APPROVED VEHICLE**

**Minimum National admissible UTME Score & realistic institutional
admissible Minimum UTME Scores were approved**

THE FACTS OF 2021 ADMISSION I

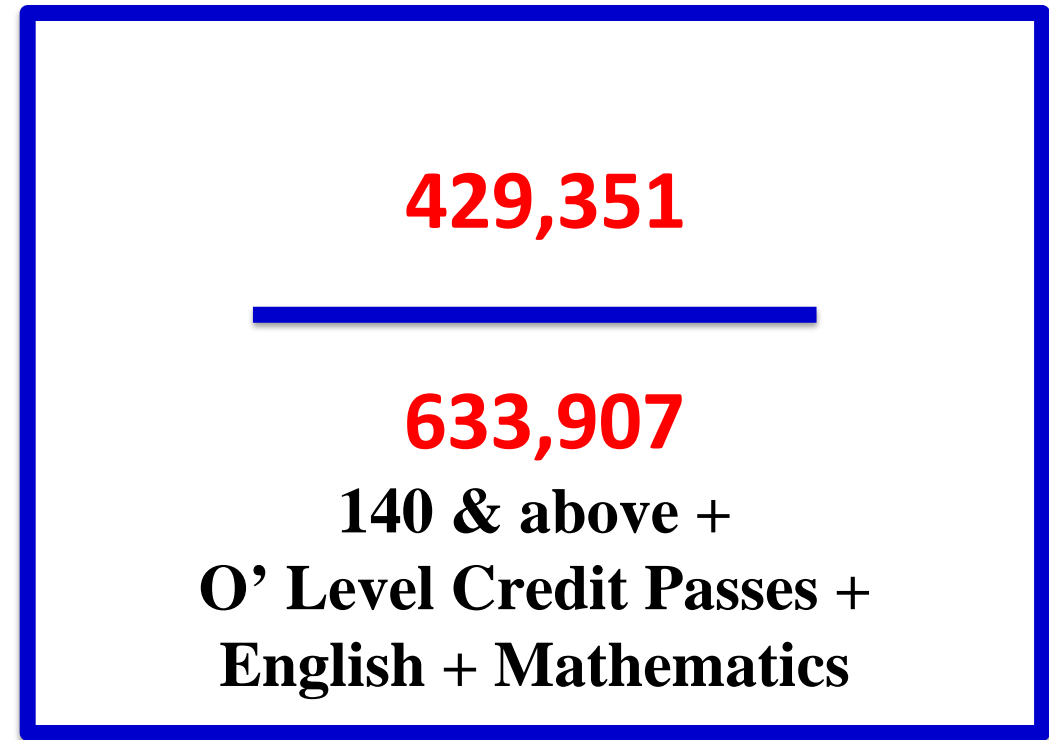
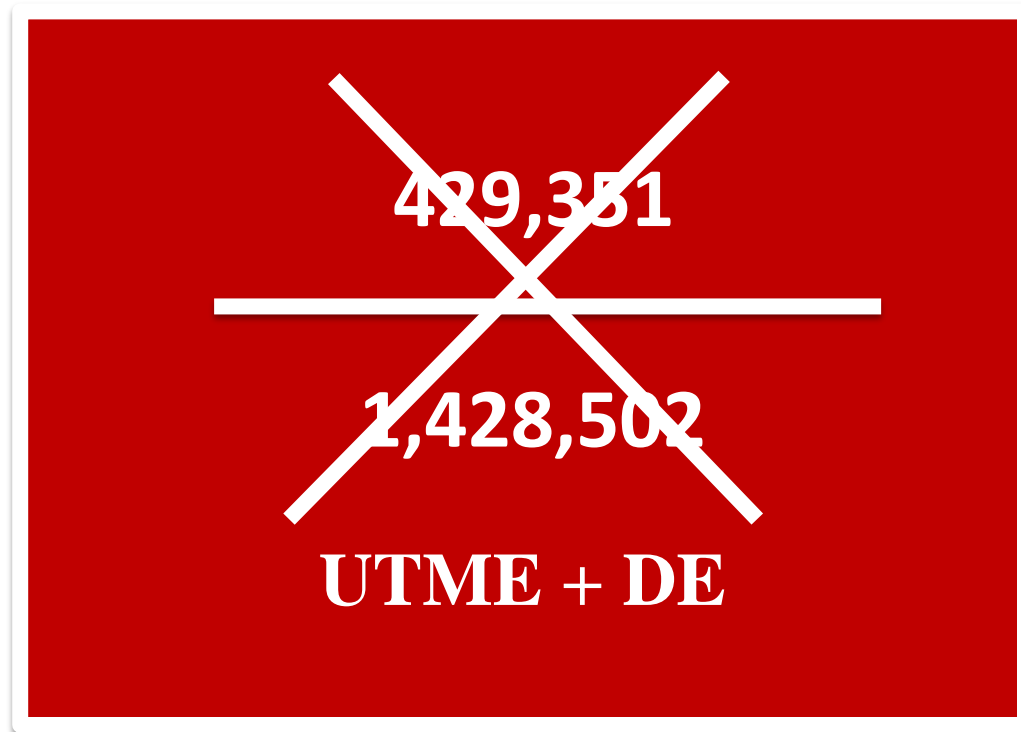
Institutions	Candidates (UTME + DE)	DE	UTME (100+)	Total (100+ & DE)	UTME (140+)
1,049	1,428,502	92,549	1,289,646	1,382,195	953,682

O' level Results (UTME + DE)	5 O' Level Credits (100+) + DE	5 O' Level Credits (140+) & DE	5 O' Level Credits (100+) + English + DE	5 O' Level Credits (100+) + English/Ma ths + DE	5 O' Level Credits (140+) + English + DE	5 O' Level Credits (140+) + English + Maths + DE
808,062	769,948	649,976	760,605	751,732	644,591	637,573

TOTAL ADMISSION (Wednesday, 14 th July, 2022)	TARGET
429,351	600,000

Real candidates, yet with?

THE FACTS OF 2021 ADMISSION II



- 50.00% of Q (by O' level & cut off mark only) = A
- About 30.30 Q but nS (UTME combinations + Specific course Differential)
- About 0.31% = Q+S but R
- About 19.57% = Q+S but nA

Key:

S = Suitable Candidates

nS = not Suitable Candidates

Q = Qualified Candidates
(with O/L & UTME only not necessarily for required programme)

R = Rigid Candidates

A = Admitted Candidates

nA = Not Admitted Candidates

2021 UTME ADMISSION BY INSTITUTIONAL CATEGORY

	A	B	C	D	E
PREFERENCE	Quota	TOTAL ADMISSIONS	% (B as % of A)	UNUSED QUOTA	% (D as % of A)
DEGREE	774,411	312,666	40.4%	461,745	59.6%
NCE	484,625	27,963	5.8%	456,662	94.2%
ND	194,196	83,995	43.3%	110,201	56.7%
NID	22,500	786	3.5%	21,714	96.5%
TOTAL	1,475,732	425,410	28.8%	1,050,322	71.2%

ASUU strike is a factor - many Institutions are yet to commence 2021 admission despite repeated appeals

2021 UTME ADMISSION BY INSTITUTIONAL CATEGORY (cont'd)

Institution	Federal	State	Private	Total Admission	Vacancy Not Used
UNIVERSITIES/ DEGREE- AWARDING	(424,442) 136,527	(232,801) 139,192	(117,168) 36,947	(774,411) 312,666	461,745
COLLEGES OF EDUCATION	(161,920) 18,245	(205,180) 9,361	(117,525) 357	(484,625) 27,963	456,662
POLYTECHNICS/ MONOTECHNICS	(97,398) 45,937	(71,358) 33,507	(25,440) 4,551	(194,196) 83,995	110,201
INNOVATION ENTERPRISE INSTITUTIONS		(22,500) 786		(22,500) 786	21,714

*Institution quota is in **Red** - Candidates admitted are in **Black***

2021 Admission Quota for all Tertiary Institutions

TOTAL QUOTA	TOTAL USED QUOTA	TOTAL UNUSED QUOTA (VACANCY)
1,464,522	425,410	1,029,112 ?

....why the vacancies (wide gap) & yet some candidates are still not admitted?

...some Universities have confirmed suspending the admissions exercise due to the ASUU strike.

2021 DE & UTME PERFORMANCE OF THE ADMITTED CANDIDATES BY SCORE RANGE

Range	Number of Application	No of Candidates Admitted	% of the Range	% To all Admitted Candidates
DE	76944	48985	63.66	11.13
300 & above	715	591	82.66	0.13
250 - 299	20377	13074	64.16	2.97
200 - 249	144856	79827	55.11	18.13
160 - 199	419101	162764	38.84	36.96
140 - 159	361952	89399	24.70	20.30
120 - 139	275601	40985	14.87	9.31
100 - 119	55315	4678	8.46	1.06
90 - 99	2976	6	0.20	0.00

2021 UTME: Statistics of Candidates with UTME High Scores but Not Admitted

Range of Score	No of Candidates	No of Candidates Not Admitted	% of Range Not Admitted
300 and Above	715	125	17.48
280 and Above	2,590	752	29.04
250 and Above	16,736	6,161	36.81
200 and Above	145,907	65,928	45.18

PERCEPTION ERRORS

High UTME Scorers – 2021 Admission status

SCORE RANGE	TOTAL	NUMBER ADMITTED	NUMBER NOT ADMITTED
300 & above	715	590	125
250 - 299	20,377	152	20,225
200 - 249	144,856	79,338	65,518

ANALYSIS OF RIGIDITY:

Not Admitted High Scorers in 2021 UTME Admission Exercise

Score Range	Total No. of Cand	No of Cand. Not Admit	Medicine	Law	Engr.	Educa tion	Sciences	Social Sciences	Admin	O' Level Deficit
300 & above	715	125	35* 4.90%	0+ 0%	64 8.95%	1 0.14%	18 2.52%	4 0.56%	3 0.42%	0 0.0%
280 – 299	2,828	826	450* 15.91%	52+ 1.84%	172 6.08%	3 0.11	76 2.69%	39 1.38%	24 0.85%	2 0.07%

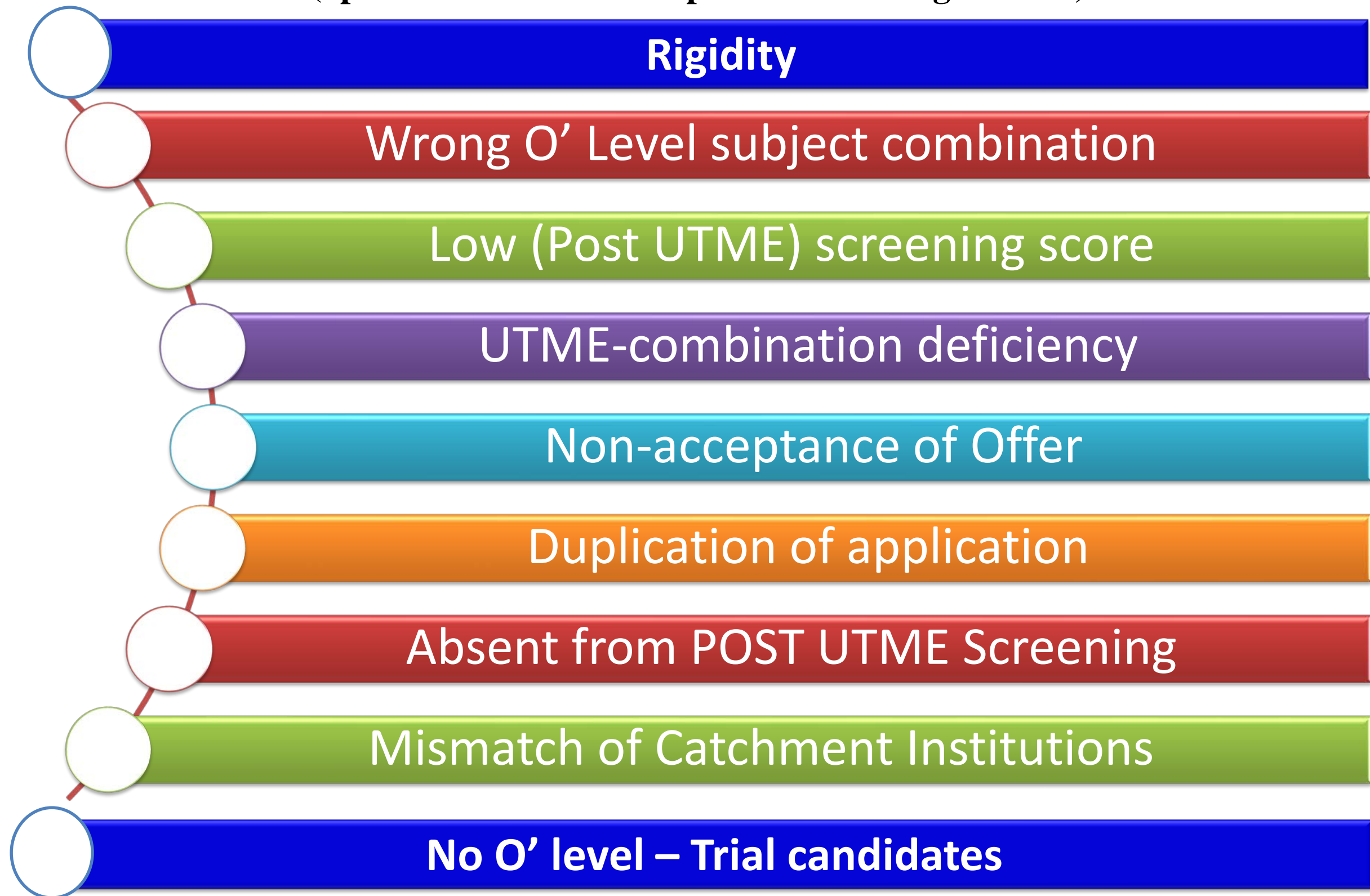
* No Mathematics in UTME combination disadvantages Medicine candidates

+ English & Literature in UTME combination helping law candidates to be admitted into English, Mass Comm, etc

- **Sensitisation of candidates to upload O' level results on CAPS is yielding result**

OTHER CAUSATIVES OF NON-ADMISSION

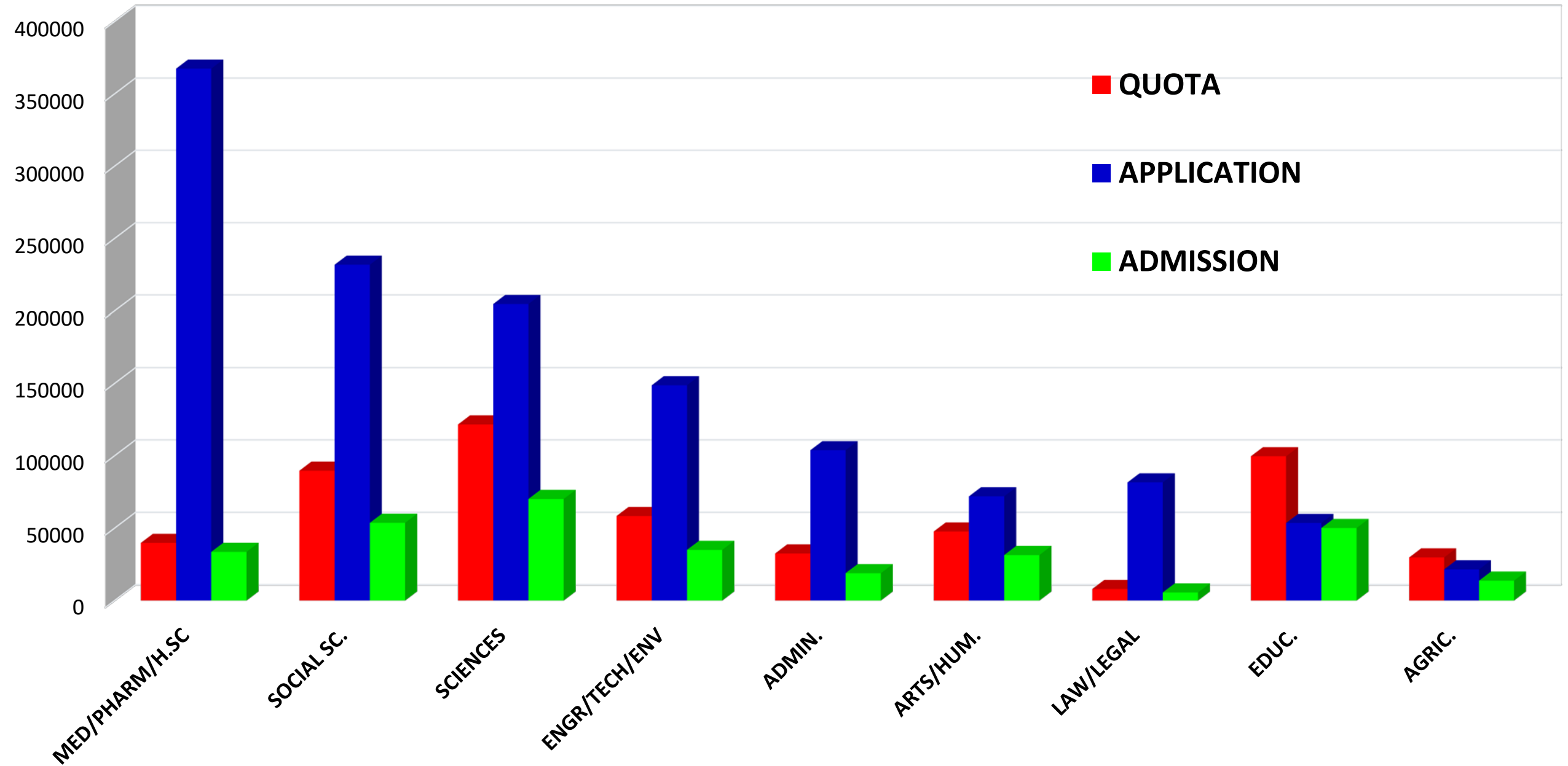
(apart from over subscription of few Programmes)



2021 UTME STATISTICS OF QUOTA/APPLICATION/ADMISSION BY FACULTY (DEGREE)

	A	B	C				
FACULTY	QUOTA	INITIAL APPLICATION	ADMS	% of B to A	% of C to A	% of C to B	% of Quota Unused
MED/PHARM/H.SC	39,850	367,499	33,671	922.21	84.49	9.16	15.51
SOCIAL SC.	89,747	231,907	53,723	258.40	59.86	23.17	40.14
SCIENCES	121,696	204,734	70,221	168.23	57.70	34.30	42.30
ENGR/TECH/ENV	58,451	148,827	35,051	254.62	59.97	23.55	40.03
ADMIN.	32,560	103,891	18,951	319.08	58.20	18.24	41.80
ARTS/HUM.	47,727	72,014	31,478	150.89	65.95	43.71	34.05
LAW/LEGAL	8,055	81,653	5,630	1013.69	69.89	6.90	30.11
EDUC.	99,696	53,612	50,157	53.78	50.31	93.56	49.69
AGRIC.	29,828	21,568	13,784	72.31	46.21	63.91	53.79

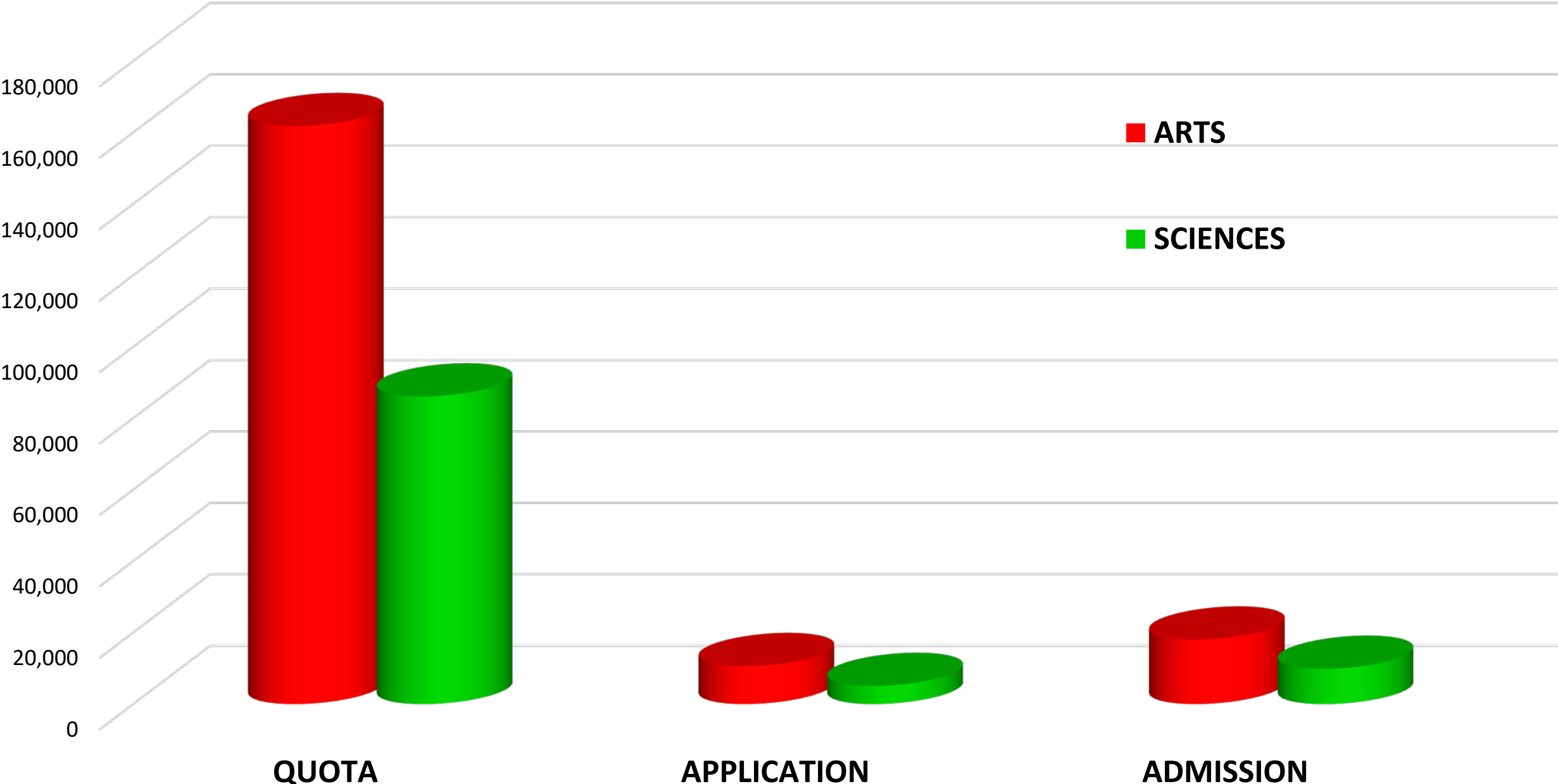
2021 STATISTICS OF QUOTA/APPLICATION/ADMISSION BY FACULTY (DEGREE)



**2021 UTME STATISTICS OF QUOTA/APPLICATION/ADMISSION
BY SCIENCES AND ARTS (NCE)**

	A	B	C				
SPECIALITY	QUOTA	INITIAL APPLICATION	ADMS	% of B to A	% of C to A	% of C to B	% of Quota Unused
ARTS	42,434	10,654	18,070	6.58	11.17	169.61	88.83
SCIENCES	110,067	5,093	9,893	5.91	11.49	194.25	88.51

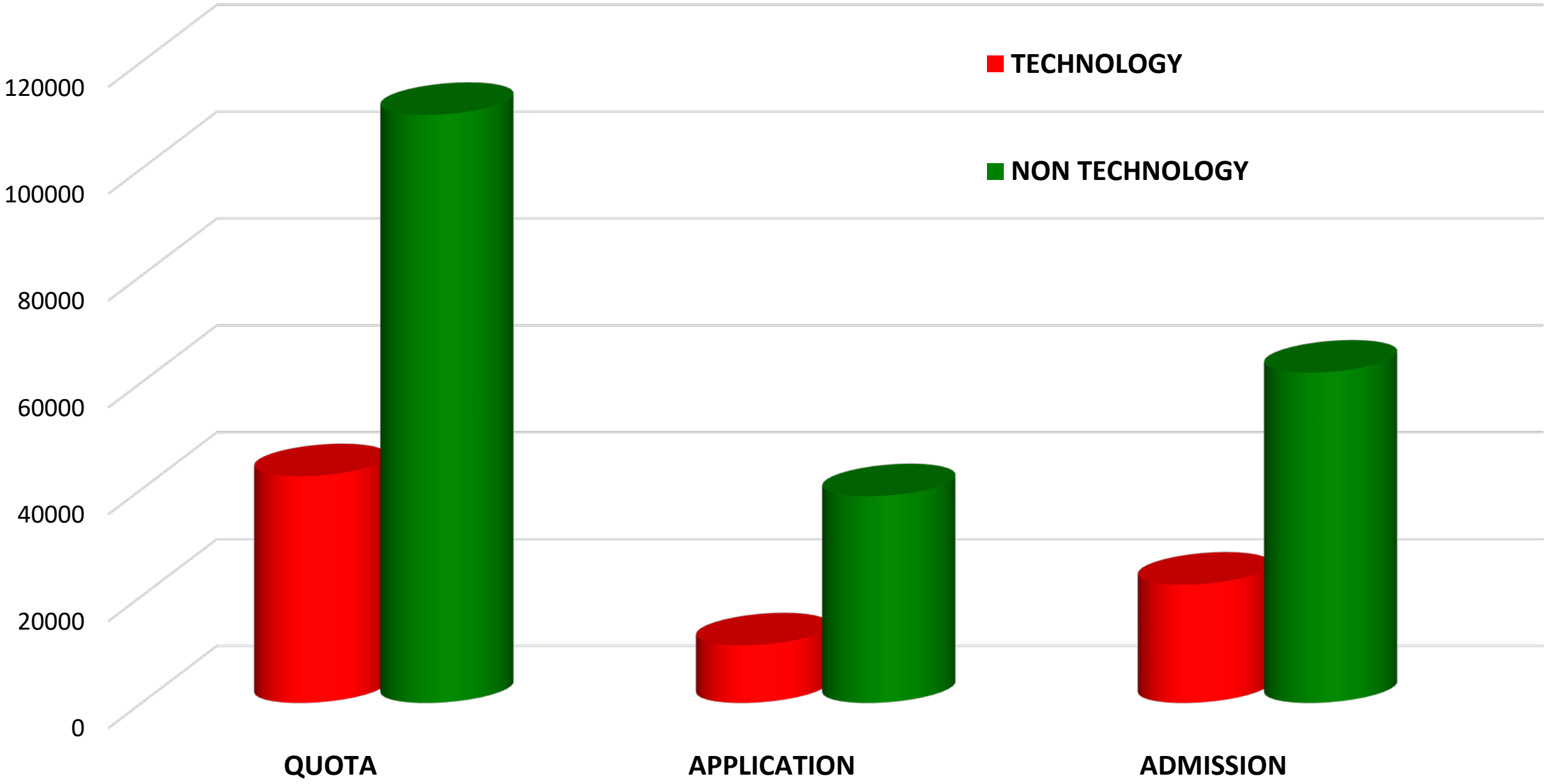
2021 UTME ADMISSION STATISTICS OF SCIENCES AND ARTS (NCE)



2021 UTME STATISTICS OF TECHNOLOGY/NON-TECHNOLOGY RATIO (ND)

	A	B	C				
FACULTY	QUOTA	INITIAL APPLICATION	ADMS	% of B to A	% of C to A	% of C to B	% of Quota Unused
TECHNOLOGY	42,434	10,783	22,157	25.41	52.22	205.48	47.78
NON-TECHNOLOGY	110,067	38,693	61838	35.15	56.18	159.82	43.82

2021 UTME ADMISSION STATISTICS OF TECHNOLOGY AND NON-TECHNOLOGY (ND)



2021 Institutions Admission by Quantum (First 10 Universities)

S/N	INSTITUTION	NO. OF APPLICANTS	QUOTA (A)	NO. ADMITTED (B)	% (B to A)
1	University Of Ilorin, Ilorin, Kwara State	97351	13538	13459	99.42
2	University Of Lagos, Lagos State	75967	12,584	12,336	98.03
3	Nnamdi Azikiwe University, Awka, Anambra State	58956	12,172	11,416	93.79
4	Bayero University, Kano, Kano State	57150	10,261	10,888	106.11
5	University Of Benin, Benin City, Edo State	55455	10,915	10,736	98.36
6	Federal University, Oye-Ekiti, Ekiti State	53367	9,940	9,509	95.66
7	Obafemi Awolowo University, Ile-Ife, Osun State	51437	8,836	8,502	96.22
8	University Of Nigeria, Nsukka, Enugu State	51402	8,029	8,110	101.01
9	Ahmadu Bello University, Zaria, Kaduna State	50196	7,899	8,088	102.39
10	University Of Ibadan, Ibadan, Oyo State	44476	10,196	7,815	76.65

2021 Institutions Admission by Quantum (First 10 Colleges of Education)

S/N	Institution	No. of Applicants	Quota	No. Admitted for Degree	No. Admitted for NCE	No. Admitted for ND	Total Admission
1	Federal College Of Education, Zaria, Kaduna State	2213	4770	429	3,576	0	4,005
2	Federal College Of Education, Kano, Kano State	1037	4700	561	2,128		2,689
3	Federal College Of Education (Special), Oyo, Oyo State	412	5420	8	1,979	0	1,987
4	Federal College Of Education (Tech.), Gombe, Gombe State	797	8000	420	1,951	0	2,371
5	College Of Education, Akwanga, Nasarawa State	685	4470	0	1,698		1,698
6	Federal College Of Education, Pankshin, Plateau State	417	4850	597	1,667	0	2,264
7	College Of Education, Ilorin, Kwara State	199	3550	368	1,530	0	1,898
8	Federal College Of Education, Abeokuta, Ogun State	305	5080	0	1,455	0	1,455
9	Adeniran Ogunsanya College Of Education, Ijanikin, Lagos State	104	5140	0	1,313	0	1,313
10	Adeyemi College Of Education, Ondo, Ondo State	197	4000	839	1,239	0	2,078

2021 Institutions Admission by Quantum

(First 10 Polytechnics/Monotechnics)

S/N	Institution	No. of Applicants	Quota	No. Admitted for Degree	No. Admitted for ND	No. Admitted for NCE	Total Admission
1	Kaduna Polytechnic, Kaduna, Kaduna State	3277	8800	35	4754	0	4,789
2	Yaba College Of Technology, Yaba, Lagos State	2794	3640	280	3593	0	3,873
3	Federal Polytechnic, Offa, Kwara State	2628	3564	20	3294	0	3,314
4	Lagos State Polytechnic, Ikorodu, Lagos State	1695	3180	0	3117	0	3,117
5	Federal Polytechnic, Ilaro, Ogun State	3140	3320	0	3003	0	3,003
6	Federal Polytechnic, Oko, Anambra State	1102	2860	0	2669	0	2,669
7	Kano State Polytechnic, Kano, Kano State	481	2960	0	2629	0	2,629
8	Moshood Abiola Polytechnic, Abeokuta, Ogun State	1132	2600	0	2599	0	2,599
9	Federal Polytechnic, Nekede, Imo State	1093	3620	0	2569	0	2,569
10	Auchi Polytechnic, Auchi, Edo State	1105	2320	95	2320	0	2,415

2021 UTME ADMISSION INTO PRIVATE UNIVERSITIES (FIRST 10)

S/N	Institution Name	Quota	Number of Application	Number of Candidates Admitted
1	Babcock University, Ilishan-Remo, Ogun State	3881	3756	3,080
2	Covenant University, Canaan Land, Ota, Ogun State	3032	3484	1,808
3	Caleb University, Imota, Lagos State	1876	604	1,794
4	Lead City University, Ibadan, Oyo State	1685	613	1,474
5	Bingham University, Karu, Nasarawa State	1525	1026	1,396
6	Bells University Of Technology, Ota, Ogun State	1473	515	1,367
7	Al-Hikmah University, Ilorin, Kwara State	1803	524	1,326
8	Al-Qalam University, Katsina, Katsina State	2756	827	1,267
9	Redeemers University, Osun State	2120	724	1,148

2021 UTME ADMISSION INTO PRIVATE COLLEGES OF EDUCATION (FIRST 10)

S/N	Institution Name	Number of Initial Application	Quota	Number of Candidates Admitted
1	Oswald Waller College Of Education, Shendam, Plateau State	35	2,700	103
2	Hill College Of Education, Gwanji, Akwanga, Nasarawa State	80	1,480	74
3	Nana Aishat Memorial College Of Education, Kwara State	15	1,500	19
4	Institute Of Ecumenical Education, Thinker Corner, Enugu, Enugu State	14	2,950	17
5	Sarkin Yamma Community College Of Education, Tilden Fulani, Bauchi State	0	1,800	14
6	St. Augustine College Of Education (Project Time), Yaba, Lagos State		1,080	10
7	Assanusiyah College Of Education, Ipetumodu, Osun State	10	1,250	7
8	Hamzainab College Of Education, Osogbo, Osun State	7	2,650	6
9	Ameer Shehu Idris College Of Advance Studies, Zaria, Kaduna State	16	1,600	5

2021 UTME ADMISSION INTO PRIVATE POLYTECHNICS (FIRST 10)

S/N	Institution Name	Number of Initial Application	Quota	Number of Candidates Admitted
1	Lens Polytechnic, Offa, Kwara State.	16	780	840
2	Ibadan City Polytechnic, Ibadan, Oyo State	44	480	339
3	Fidei Polytechnic, Gboko, Benue State	8	1220	232
4	Interlink Polytechnic, Ijebu-Jesa, Osun State Nigeria	28	580	191
5	Redeemer's College Of Technology And Management, Ogun State	4	500	162
6	The Polytechnic, Iresi, Osun State	5	360	161
7	Covenant Polytechnic, Aba, Abia State	15	480	153
8	Heritage Polytechnic, Ikot Udota, Akwa Ibom State	38	1,120	141
9	Dorben Polytechnic, Bwari-Garam Road, Fct-Abuja	15	960	140

2021 UTME ADMISSION INTO PRIVATE MONOTECHNICS

S/N	Institution Name	Number of Initial Application	Quota	Number of Candidates Admitted
1	Emirate College Of Health Science And Technology Kano	100	440	118
2	Pogil College Of Health Technology, Oke-Eri, Ijebu-Ode, Ogun State	66	560	65
3	Nigerian Institute Of Journalism, Ikeja, Lagos State	23	120	55
4	Bartholomew College Of Health Technology, Shao, Ilorin, Kwara State	83	280	54
5	Wavecrest College Of Catering & Hospitality Management, Lagos State	53	120	47

2021 UTME ADMISSION INTO IEIs (FIRST 10)

S/N	Institution Name	Number of Initial Application	Quota	Number of Candidates Admitted
1	Katsina State Institute of Technology & Management, Katsina State	370	694	313
2	Maurid Institute of Mgt And Tech, Mbiaso, Akwa Ibom State	93	164	127
3	Global Maritime Academy, Ogoni-Olomu, Ughelli South, Delta State	90	153	107
4	Eko College of Management and Technology, Ikotun, Lagos State	80	154	96
5	Mbara Ozioma College of Technology, Ehime-mbano, Imo State	70	85	86
6	Ipetu-Ijesha College of Technology, Osun State	90	70	69
7	Pefti Film Institute, Lagos, Lagos State	90	120	67
8	Dalewares Institute of Technology, Surulere, Lagos State	30	40	38
9	Highland College of Technology and Further Education, Ibadan, Oyo State	110	27	30
10	College of Banking and Finance, Ibadan, Oyo State	30	28	29

SUMMARY OF ADMISSION (2008 – 2021)

S/N	YEAR	NUMBER ADMITTED
1	2008	361,805
2	2009	409,888
3	2010	479,539
4	2011	468,448
5	2012	497,427
6	2013	513,207
7	2014	467,074
8	2015	522,856
9	2016	598,837
10	2017	582,681
11	2018	587,781
12	2019	619,397
13	2020	551,553 *(strike)
14	2021	*(strike) 429,351 (on going)

1. Excluding (non-documented):

- National Open University of Nigeria (over 15,000 for 2020 alone)
- Part-time (at least 50% of Full-time)
- Sandwich (10% of Part-time)
- Distance Learning (0.05% of Part-time)

2. The figure is being **adjusted from time to time** due to constant discovery of illegitimate admission, transfer of candidates and unrecorded activities of institutions

2021 UTME: Admission of Blind Candidates



The Board commends and thanks the authorities of the following institutions for their compliance



ADMISSION OF BLIND CANDIDATES

S/N	INSTITUTION	NO. ADMITTED
1	Federal College Of Education (Special), Oyo, Oyo State	45
2	Nnamdi Azikiwe University, Awka, Anambra State	14
3	Federal University, Otuoke, Bayelsa State	9
4	University Of Port-Harcourt, Rivers State	8
5	Niger Delta University, Wilberforce Island, Bayelsa State	7
6	Delta State University Of Science And Technology, Ozoro, Delta State	6
7	Alvan Ikoku College Of Education, Owerri, Imo State	5
8	College Of Education, Akwanga, Nasarawa State	4
9	Federal University Of Technology, Owerri, Imo State	4
10	Federal University, Lokoja, Kogi State	4
11	Federal University, Oye-Ekiti, Ekiti State	4
12	Ignatius Ajuru University Of Education, Port Harcourt, Rivers State	4
13	Rivers State University, Port Harcourt, Rivers State	4

ADMISSION OF BLIND CANDIDATES (cont'd)

S/N	INSTITUTION	NO. ADMITTED
14	University Of Benin, Benin City, Edo State	4
15	University Of Delta, Agbor, Delta State	4
16	University Of Ilorin, Ilorin, Kwara State	4
17	Abia State University, Uturu, Abia State	3
18	Adeniran Ogunsanya College Of Education, Ijanikin, Lagos State	3
19	Benson Idahosa University, Benin City, Edo State	3
20	Delta State University, Abraka, Delta State	3
21	Edo University, Iyamho, Edo State	3
22	Imo State University, Owerri, Imo State	3
23	Institute Of Management And Technology, Enugu, Enugu State	3
24	Kaduna State University, Kaduna, Kaduna State	3
25	Ladoke Akintola University Of Technology, Ogbomoso, Oyo State	3
26	Petroleum Training Institute, Effurun, Delta State	3
27	Rufus Giwa Polytechnic, Owo, Ondo State	3

ADMISSION OF BLIND CANDIDATES (cont'd)

S/N	INSTITUTION	NO. ADMITTED
28	University Of Nigeria, Nsukka, Enugu State	3
29	Yaba College Of Technology, Yaba, Lagos State	3
30	Adamu Tafawa Balewa College Of Education, Kangere, Bauchi State	2
31	Air Force Institute Of Technology, Kaduna, Kaduna State	2
32	Alex Ekwueme Federal University, Ndufu-Alike, Ebonyi State	2
33	Babcock University, Ilishan-Remo, Ogun State	2
34	Bamidele Olumilua University Of Edu. Science And Tech. Ikere-Ekiti, Ekiti State	2
35	Chukwuemeka Odumegwu Ojukwu University, Uli, Anambra State	2
36	College Of Education, Warri (Affiliated To Delta State Uni. Abraka), Delta State	2
37	Covenant University, Canaanland, Ota, Ogun State	2
38	Crawford University Of Apostolic Faith Mission Faith City, Igbesa, Ogun State	2
39	Delta State Polytechnic, Otefe, Delta State	2
40	Ebonyi State University, Abakaliki, Ebonyi State	2

ADMISSION OF BLIND CANDIDATES (cont'd)

S/N	INSTITUTION	NO. ADMITTED
41	Enugu State University Of Science And Technology, Enugu, Enugu State	2
42	Federal College Of Education (Tech.), Gombe, Gombe State	2
43	Federal College Of Education, Abeokuta, Ogun State	2
44	Federal University Of Petroleum Resources, Effurun, Delta State	2
45	Federal University, Gusau, Zamfara State	2
46	Federal University, Lafia, Nasarawa State	2
47	Gateway Ict Polytechnic, Saapade, Ogun State	2
48	Kwara State College Of Education, Ilorin, Kwara State	2
49	Lagos State University, Ojo, Lagos State	2
50	Madonna University, Elele, Rivers State	2
51	Obafemi Awolowo University, Ile-Ife, Osun State	2
52	Ogun State Institute Of Tech. (Formerly Gateway Ict Poly), Igbesa, Ogun State	2
53	Olabisi Onabanjo University, Ago-Iwoye, Ogun State	2
54	Renaissance University, Ojiagu-Agbani, Enugu, Enugu State	2

ADMISSION OF BLIND CANDIDATES (cont'd)

S/N	INSTITUTION	NO. ADMITTED
55	Tai Solarin University Of Education, Ijagun, Ogun State	2
56	Taraba State University, Jalingo, Taraba State	2
57	Abubakar Tafawa Balewa University, Bauchi, Bauchi State	1
58	Adekunle Ajasin University, Akungba-Akoko, Ondo State	1
59	Adeseun Ogundoyin Polytechnic, Eruwa, Oyo State	1
60	Adeyemi College Of Education, Ondo State. (Affl To Oau, Ile-Ife)	1
61	Ahmadu Bello University, Zaria, Kaduna State	1
62	Ahman Pategi University, Patigi, Kwara State	1
63	Akanu Ibiam Federal Polytechnic, Unwana, Afikpo, Ebonyi State	1
64	Alvan Ikoku College Of Education, Imo State, (Affl To Univ Of Nigera, Nsukka)	1
65	Ambrose Alli University, Ekpoma, Edo State	1
66	Auchi Polytechnic, Auchi, Edo State	1
67	Bauchi State University, Gadau, Bauchi State	1
68	Bayelsa Medical University, Yenagoa, Bayelsa State	1

ADMISSION OF BLIND CANDIDATES (cont'd)

S/N	INSTITUTION	NO. ADMITTED
69	Bayero University, Kano, Kano State	1
70	Bingham University, Karu, Nasarawa State	1
71	Borno State University, Maiduguri, Borno State	1
72	Bowen University, Iwo, Osun State	1
73	Caritas University, Amorji-Nike, Enugu, Enugu State	1
74	Chrisland University, Owode, Ogun State	1
75	Citi Polytechnic, Abuja	1
76	College Of Education, Mosogar, Delta State. (Affl To Delta State Univ, Abraka)	1
77	Confluence University Of Science And Technology, Osara, Kogi State	1
78	Cross River University Of Technology, Calabar, Cross Rivers State	1
79	Delta State College Of Health Technology, Ughelli, Delta State	1
80	Delta State Polytechnic, Ogwashi-Uku, Delta State	1
81	Dorben Polytechnic, Bwari-Garam Road, FCT-Abuja	1
82	Edo State Polytechnic, Usen, Edo State	1

ADMISSION OF BLIND CANDIDATES (cont'd)

S/N	INSTITUTION	NO. ADMITTED
83	Edwin Clark University, Kiagbodo, Delta State	1
84	FCT College Of Education, Zuba, Abuja, FCT	1
85	Federal College Of Education (Tech.), Akoka, Lagos State	1
86	Federal College Of Education (Tech.), Potiskum, Yobe State	1
87	Federal College Of Education, Kano, Kano State	1
88	Federal College Of Education, Kontagora, Niger State	1
89	Federal College Of Education, Pankshin, (Affl To Uni Of Jos), Plateau State	1
90	Federal College Of Education, Yola, Adamawa State	1
91	Federal College Of Education, Zaria, Kaduna State	1
92	Federal College Of Orthopedic Technology, Igbobi, Lagos State	1
93	Federal Polytechnic, Bali, Taraba State	1
94	Federal Polytechnic, Ede, Osun State	1
95	Federal Polytechnic, Ile-Oluji, Ondo State	1
96	Federal Polytechnic, Mubi, Adamawa State	1

ADMISSION OF BLIND CANDIDATES (cont'd)

S/N	INSTITUTION	NO. ADMITTED
97	Federal Polytechnic, Nekede, Imo State	1
98	Federal Polytechnic, Offa, Kwara State	1
99	Federal Polytechnic, Oko, Anambra State	1
100	Federal University, Birnin-Kebbi, Kebbi State	1
101	Gregory University, Uturu, Abia State	1
102	Imo State Polytechnic, Umuagwo, Owerri, Imo State	1
103	Kaduna State College Of Education, Gidan-Waya (Affliatted To Abu), Kaduna State	1
104	Kano University Of Science And Technology, Wudil, Kano State	1
105	Koladaisi University, Ibadan, Oyo State	1
106	Kwara State University, Malete, Ilorin, Kwara State	1
107	Landmark University, Omu-Aran, Kwara State	1
108	Lead City University, Ibadan, Oyo State	1
109	Maurid Institute Of Mgt And Tech, Mbiaso, Akwa Ibom State	1
110	Michael Okpara University Of Agriculture, Umudike, Abia State	1

ADMISSION OF BLIND CANDIDATES (cont'd)

S/N	INSTITUTION	NO. ADMITTED
111	Moshood Abiola Polytechnic, Abeokuta, Ogun State	1
112	Nigerian Maritime University, Okerenkoko, Delta State	1
113	Oyo State College Of Agriculture And Technology, Igboora, Oyo State	1
114	Trinity University, Yaba, Lagos State	1
115	University Of Abuja, Gwagwalada, Abuja, FCT	1
116	University Of Africa, Toru-Orua, Bayelsa State	1
117	University Of Calabar, Calabar, Cross River State	1
118	Veritas University, Bwari, Abuja, FCT	1
119	Wellspring University, Irhihi-Ogbaneki, Benin City, Edo State	1
	TOTAL	286

ADMISSION OF BLIND CANDIDATES

.....increasing the tempo & participation

(Okebukola effect – JAMB Equal Opportunity Group)



YEAR	2014	2015	2016	2017	2018	2019	2020	2021
NO ADMITTED	44	72	142	145	156	182	126	286
% of Quota	0.005	0.007	0.0103	0.014	0.014	0.02	0.023	0.019 (on going)

2021 UTME: Admission of Blind Candidates

Reminder!!!

APPEAL TO INSTITUTIONS

**The Board will
continue to appeal
to institutions to
admit all the
blind candidates
that meet the
minimum
requirement for
admission**

**Most
Institutions
have promised
to admit the
blind
candidates but
have not done
so despite
follow-ups**

2021 UTME: CHECKS AGAINST INFRACTIONS IN THE ADMISSION PROCESS

“I made Mistake”

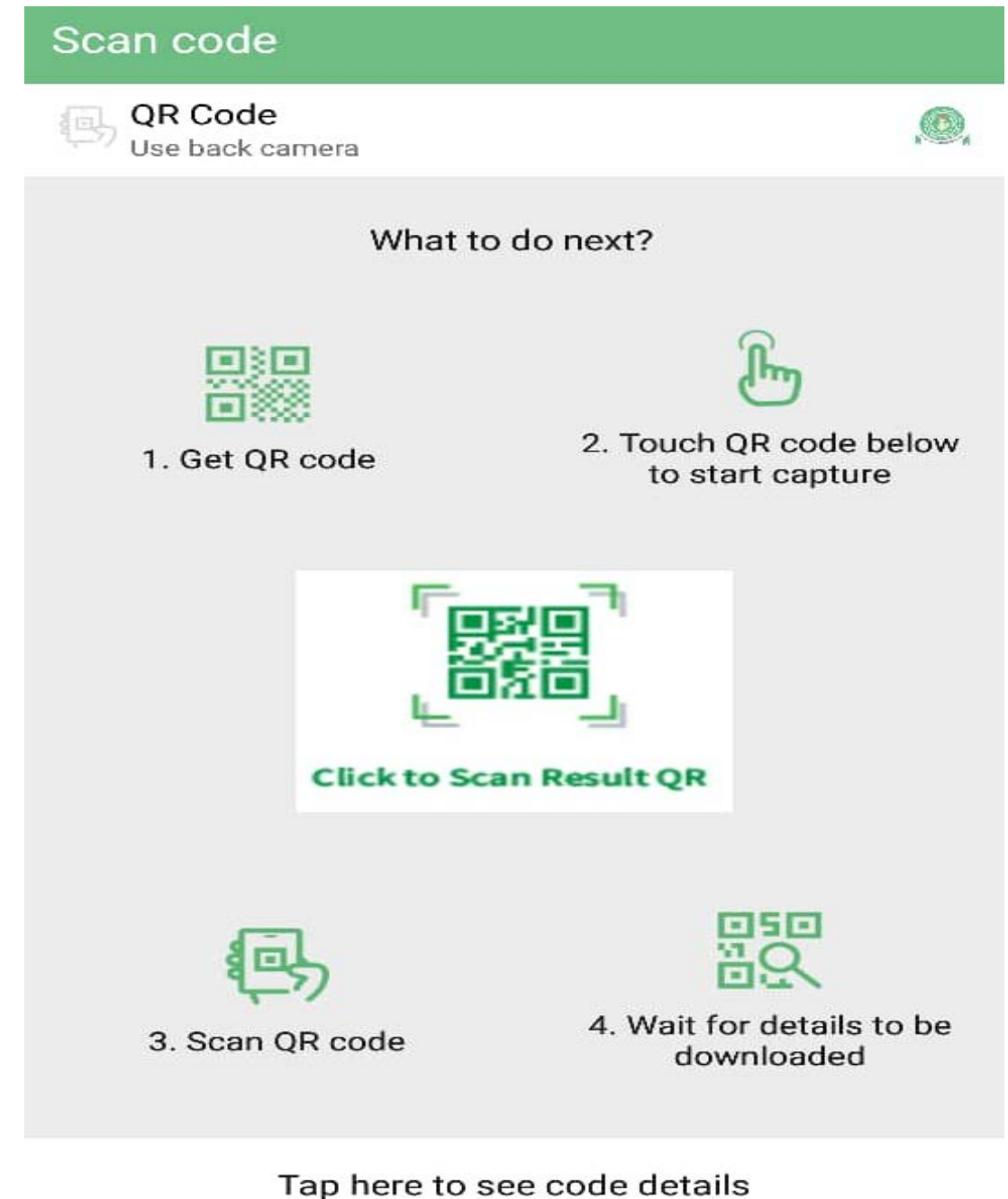
- ✓ **Compulsory download of results from CAPS by institutions was implemented**
- ✓ Candidates could not substitute initial fake result with genuine one (with lower grades)



DETECTION OF FAKE RESULT SLIPS AND ADMISSION LETTERS

JAMB QR SCANNER

- ✓ Download the “**JAMB QR Scanner**” on your phone or similar devices from Apple and Google Play Stores (scans everything)
- ✓ Used to verify the security features on documents such as name, registration number, institution/programme

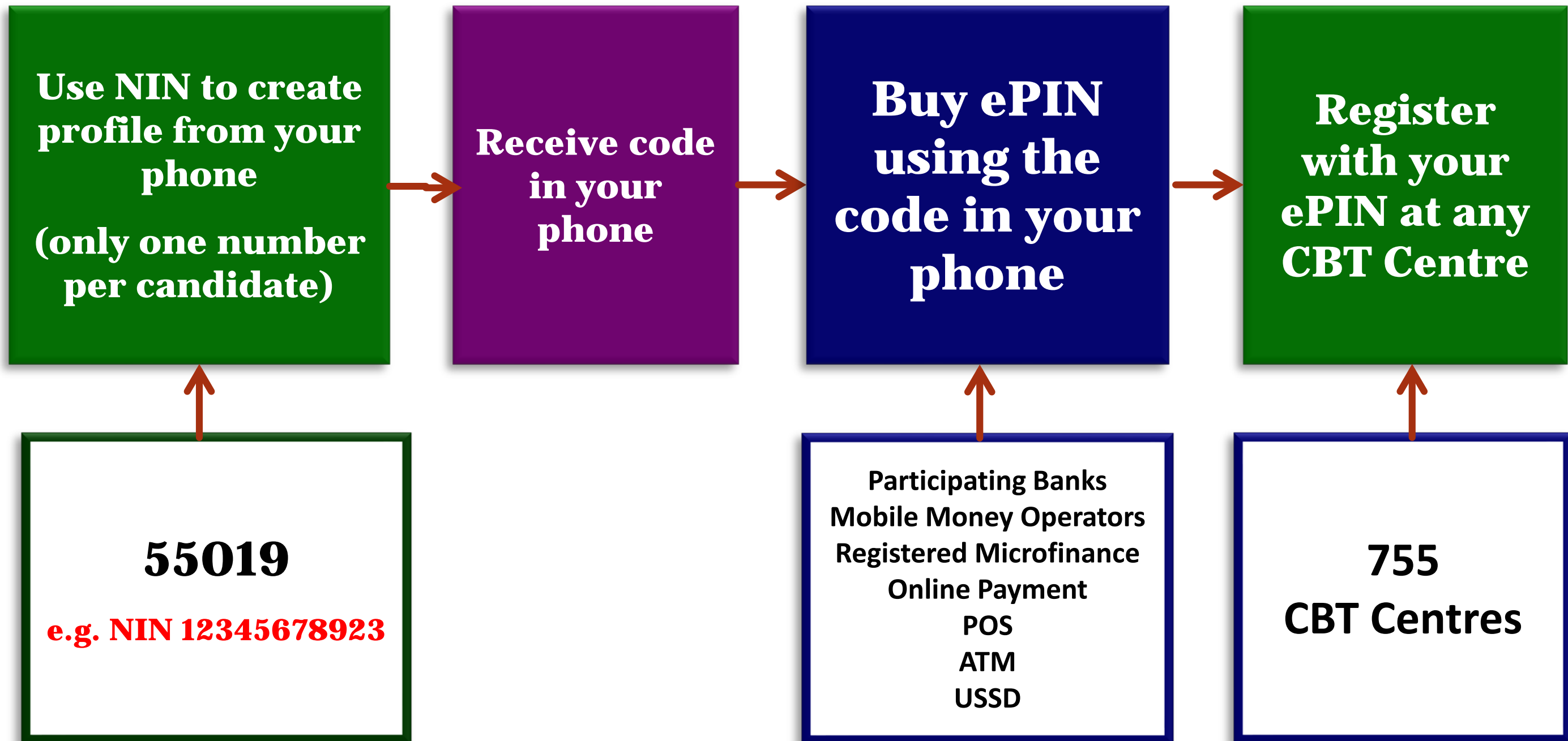




2022 UTME REGISTRATION

.....successful admission begins with proper registration by following the instructions and institutional/programme requirements such as subject combinations

Payment & Registration Flow



INNOVATIONS FOR 2022 UTME


**New
measures &
activities**



New Measures and Activities

1. Collection of Registration Fee on behalf of CBT Centres

- ✓ UTME/DE Registration process was cashless
 - prevented extortion and warehousing of candidates at CBT Centres
- ✓ JAMB **collected (and REMIT to Centres)** the approved N700 UTME and DE registration fee
 - on behalf of CBT centres
 - along with its application fees
 - Reading Text
- ✓ **Candidates went to any CBT Centre for registration without paying again**
- ✓ Remittances to CBTs was weekly basis.

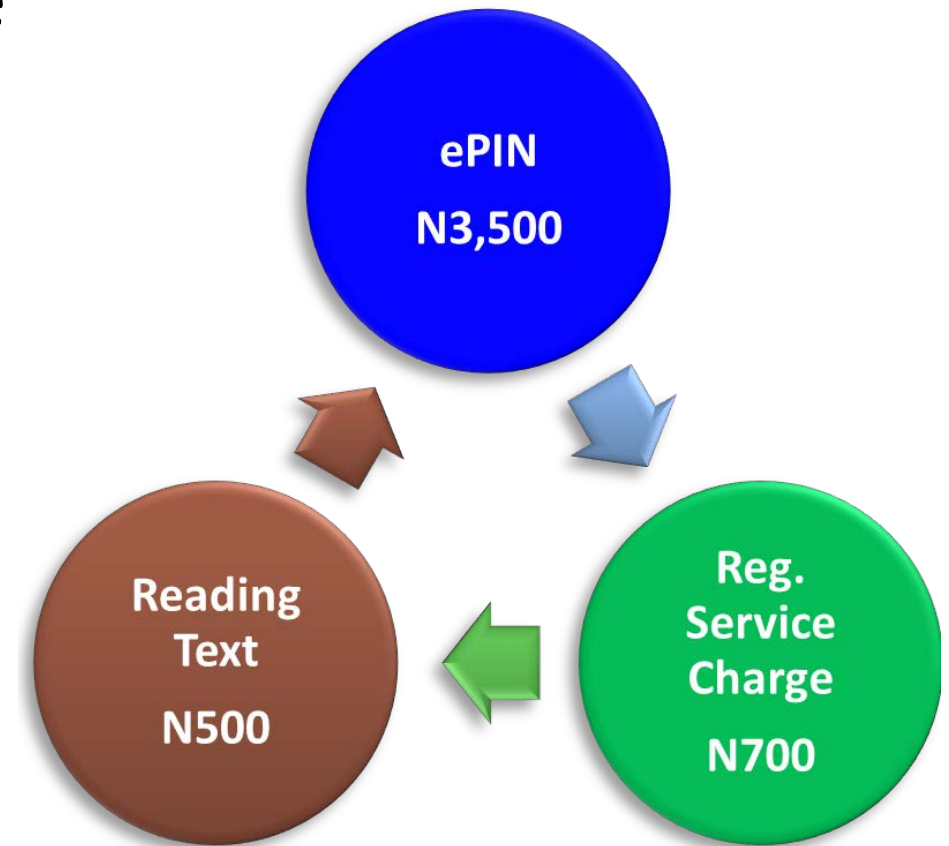


New Measures and Activities

2.

Break down of Payment

- ✓ Breakdown of payments was printed on the PIN Vending Receipt & on Registration Slip
 - ₦3,500.00 - ePIN
 - ₦500.00 - Reading Text
 - ₦700 CBT - Centre Service Charge for registration
- ✓ Consequently, every candidate paid **₦4,700**



New Measures and Activities

3. Partnership with FCCPC

- ✓ JAMB is collaborating with FCCPC
- ✓ Any candidate who buys ePIN in excess of approved fee should send the ePIN to FCCPC dedicated email address for **investigation and refund**
- ✓



4. **New Measures & Activities**

Contactless Biometric Mobile App

- ✓ Self-Service Centre was introduced
- ✓ It was trial tested at Kogo Model Centre and Zonal Office, Garki
- ✓ It has contactless biometric system
- ✓ Its also linked to the National Database of NIMC



New Measures & Activities

5. Biometric Enrolment for Registration Officers



**Biometric detail of
all Registration
Officers were
captured to
provide second
layer identification**

- ✓ The measure is to guide against manipulation, abuse and exploitation of candidates as well as forestalling examination malpractice

IBASS (Eligibility Checker was real-time online)

Reminder!!!

Candidates have in it eligibility checker for:

- Matching qualification requirements for each programme
- Institutions & course
- Subject combinations for each programme or course
- Waivers by institutions for different courses
- Syllabus of subjects to be tested
- Training is on-going



IBASS

Integrated
Brochure &
Syllabus
System

WHO CAN REGISTER & SIT FOR UTME IN A FOREIGN CENTRE?

Reminder!!!

- ✓ **A non-Nigerian**
- ✓ **A Nigerian who is a product of a foreign Secondary School system**
- ✓ **A Nigerian who is a confirmed resident in a foreign country (6 month-stay at the minimum)**



.....foreign candidates must fulfil one of the conditions above



**REGISTRATION BY
AWAITING RESULT
CANDIDATES**

Our Stand on Registration by Awaiting Result Candidates

(Reminder!!!)

**JAMB
allowed
Awaiting
Result
Candidates
to register &
sit for the
2022 UTME**

**These candidates can't be considered
for admission on awaiting result
status**

**They must upload their O' level results on
the Board's portal before the
commencement of admission exercise**

**Their O' level results form a crucial part
of their registration requirements**

**The Mathematics & English Language
myth for the Humanities**

SUMMARY OF REGISTRATION (2015 – 2022)

YEAR	UTME	DE	TOTAL
2015	1,475,600	168,472	1,644,072
2016	1,592,462	172,397	1,764,859
2017	1,722,269	160,290	1,882,559
2018	1,653,127	139,891	1,793,018
2019	1,886,509	103,173	1,989,682
2020	1,949,983	160,640	2,110,623
2021	1,351,284	76,925	1,428,209
2022	1,761,262	98,270	1,859,532

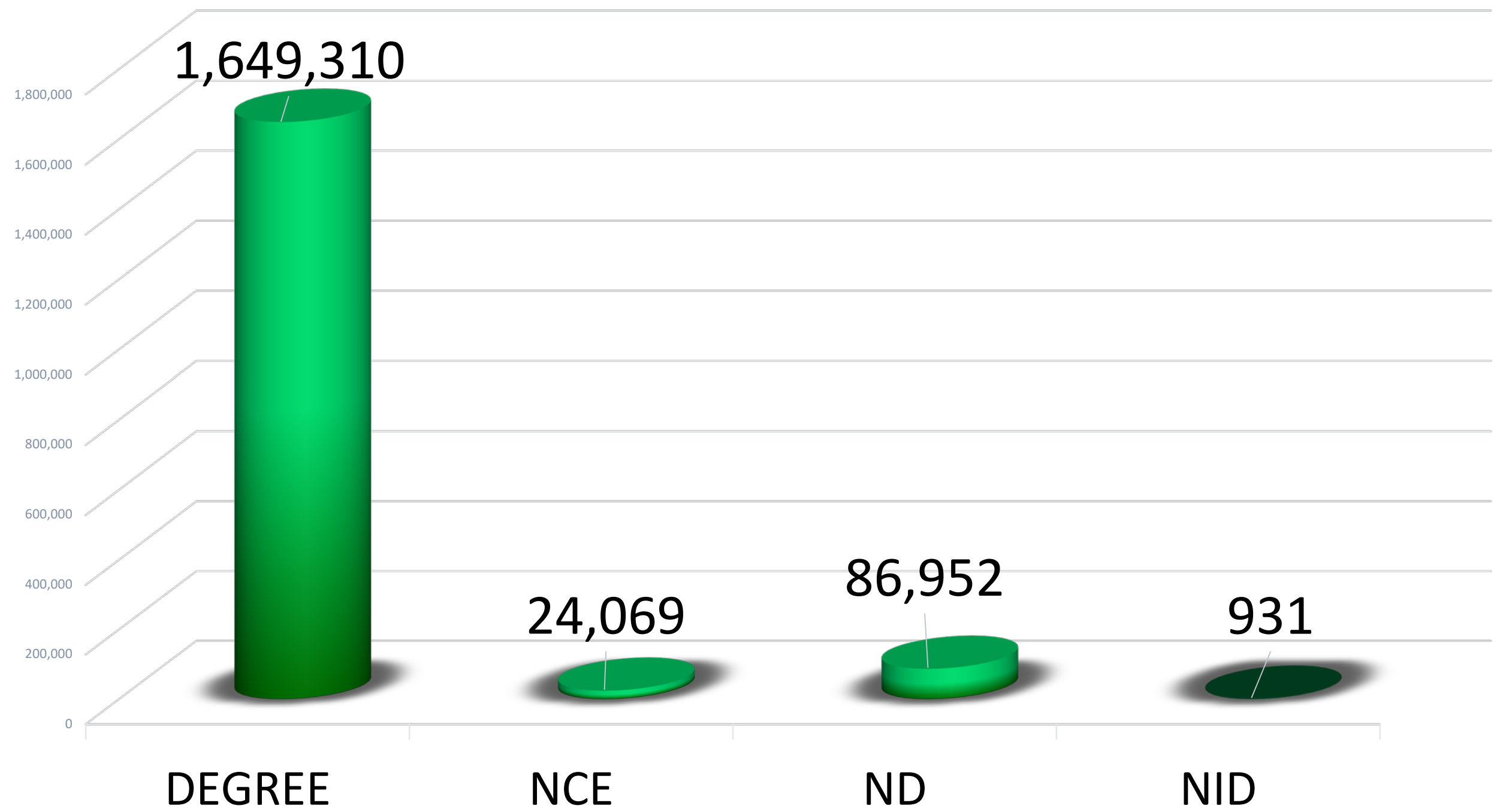


STATISTICAL REPORTS ON 2022 UTME APPLICATION

2022 Vs 2021 UTME APPLICATION BY First (1st) Choice Preference

PREFERENCE	2021		2022	
	TOTAL APPLICATIONS	PERCENTAGE (%)	TOTAL APPLICATIONS	PERCENTAGE (%)
DEGREE	1,285,705	95.14	1,649,310	94%
NCE	15,747	1.17	24069	1%
ND	49,422	3.66	86952	5%
NID	410	0.03	931	0%
TOTAL	1,351,284	100.00	1,761,262	100%

GRAPHICAL PRESENTATION OF 2022 UTME APPLICATION STATISTICS OF INSTITUTIONS BY 1ST CHOICE PREFERENCE



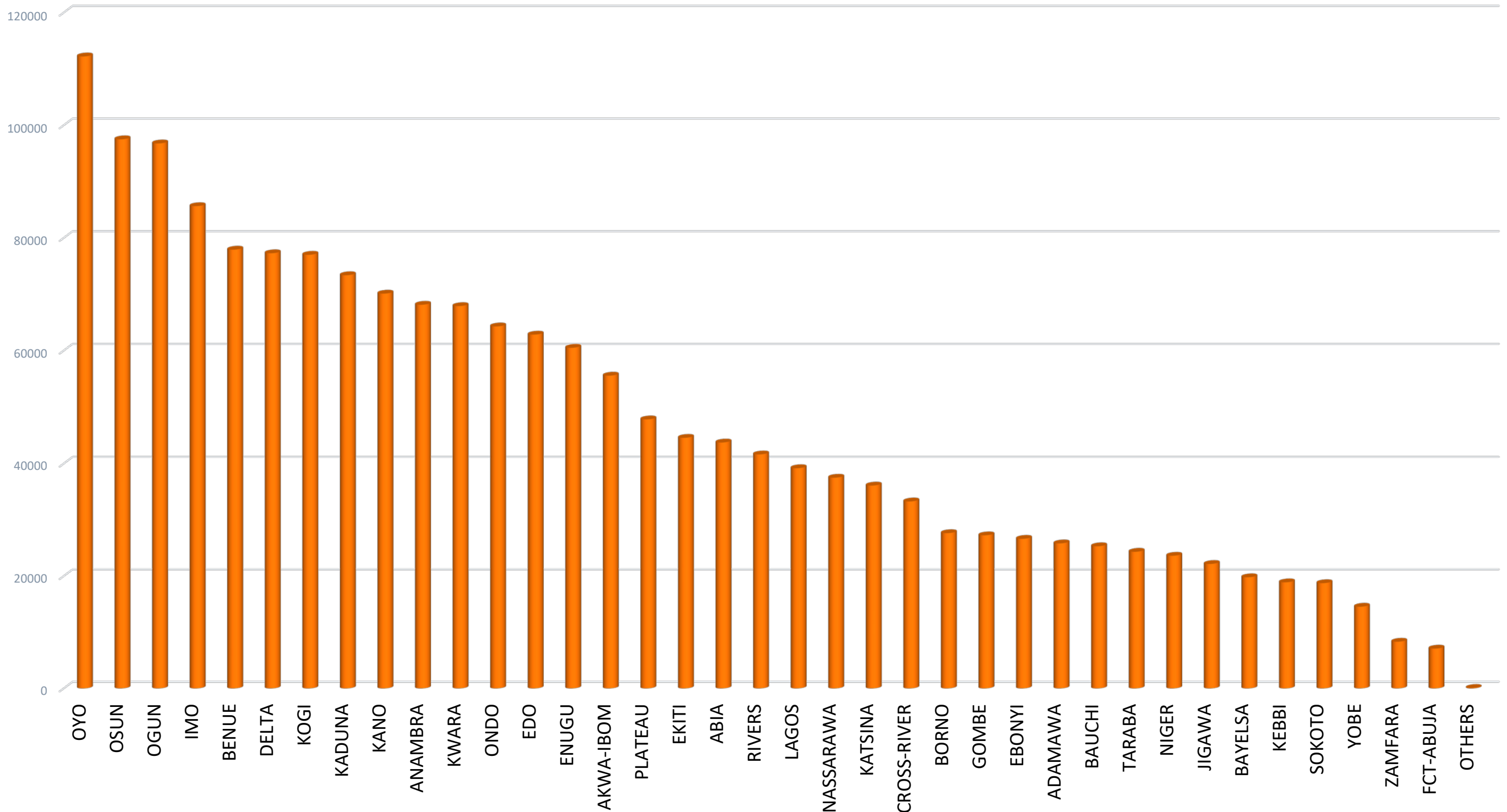
2022 UTME APPLICATION STATISTICS BY STATE OF ORIGIN

S/N	STATE	TOTAL	PERCENTAGE (%)
1	OYO	112,217	6.37
2	OSUN	97,508	5.54
3	OGUN	96,774	5.49
4	IMO	85,643	4.86
5	BENUE	77,918	4.42
6	DELTA	77,282	4.39
7	KOGI	77,007	4.37
8	KADUNA	73,382	4.17
9	KANO	70,113	3.98
10	ANAMBRA	68,135	3.87
11	KWARA	67,901	3.86
12	ONDO	64,291	3.65
13	EDO	62,834	3.57
14	ENUGU	60,497	3.43
15	AKWA-IBOM	55,613	3.16
16	PLATEAU	47,849	2.72
17	EKITI	44,572	2.53
18	ABIA	43,742	2.48
19	RIVERS	41,632	2.36

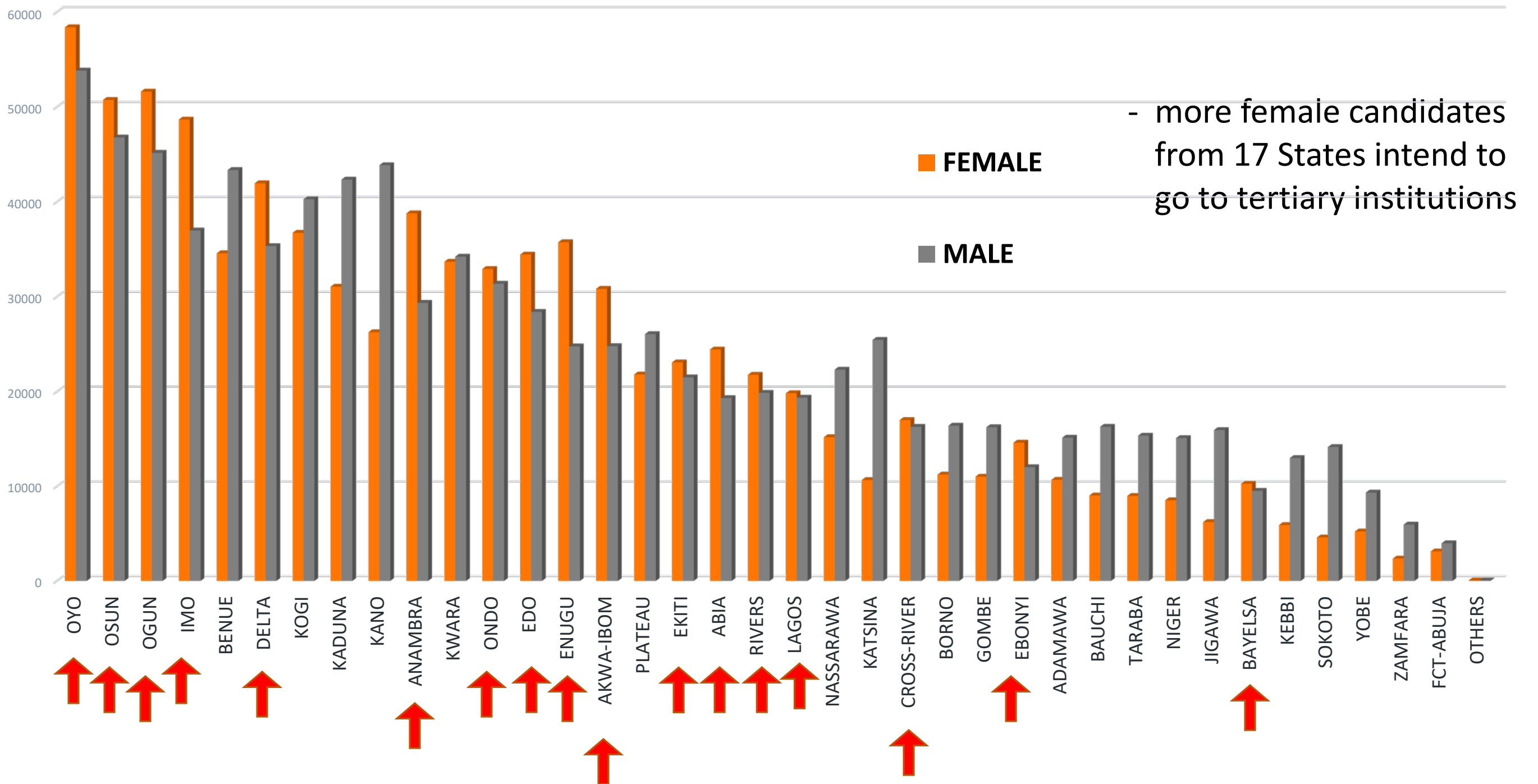
APPLICATION BY STATE OF ORIGIN CONT'D

S/N	STATE	TOTAL	PERCENTAGE (%)
20	LAGOS	39,185	2.22
21	NASSARAWA	37,495	2.13
22	KATSINA	36,101	2.05
23	CROSS-RIVER	33,280	1.89
24	BORNO	27,649	1.57
25	GOMBE	27,263	1.55
26	EBONYI	26,639	1.51
27	ADAMAWA	25,826	1.47
28	BAUCHI	25,316	1.44
29	TARABA	24,332	1.38
30	NIGER	23,623	1.34
31	JIGAWA	22,164	1.26
32	BAYELSA	19,796	1.12
33	KEBBI	18,897	1.07
34	SOKOTO	18,743	1.06
35	YOBE	14,550	0.83
36	ZAMFARA	8,313	0.47
37	FCT-ABUJA	7,090	0.40
38	OTHERS	90	0.01

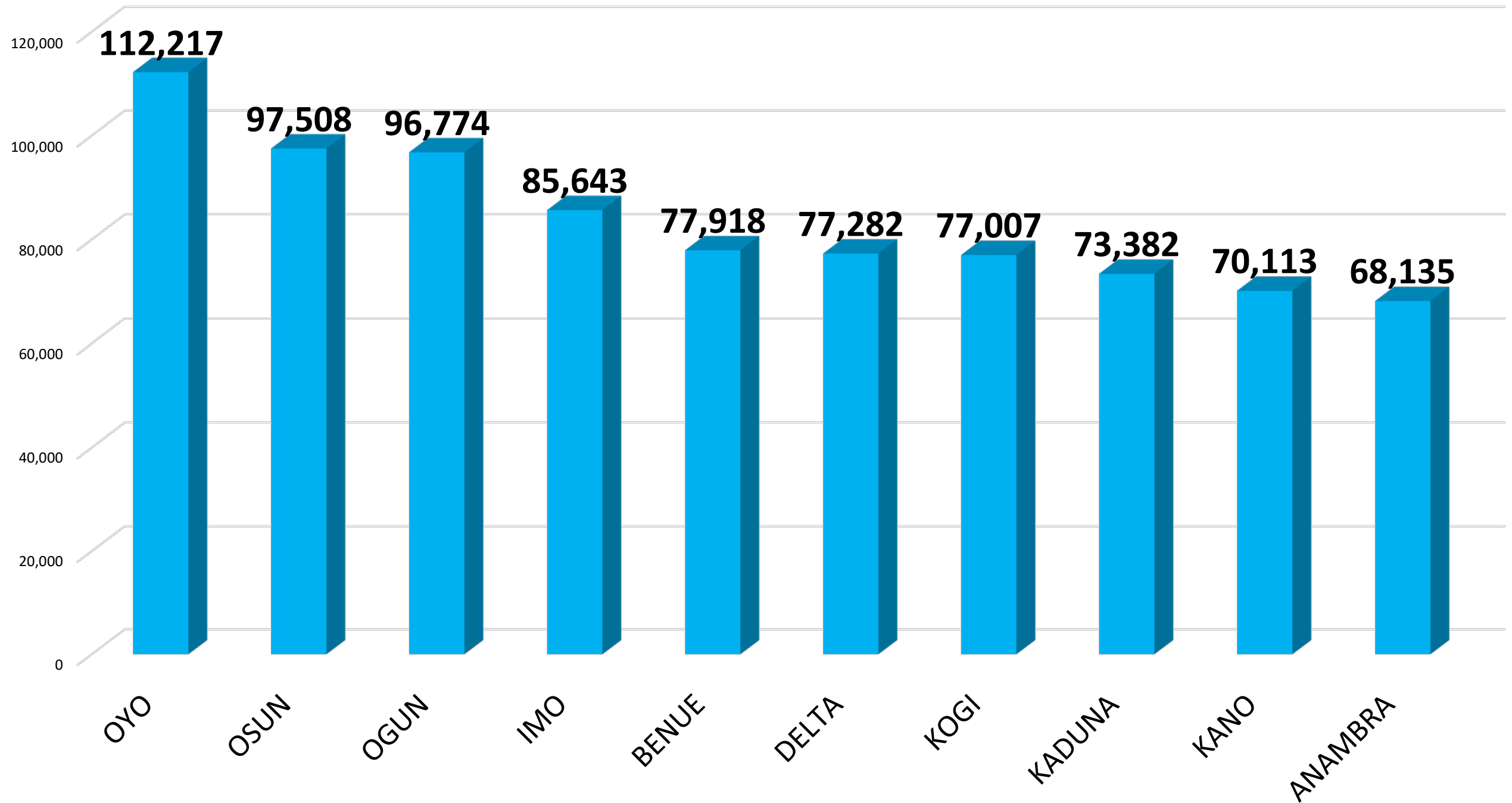
GRAPHICAL REPRESENTATION OF 2022 UTME APPLICATION STATISTICS BY STATE OF ORIGIN



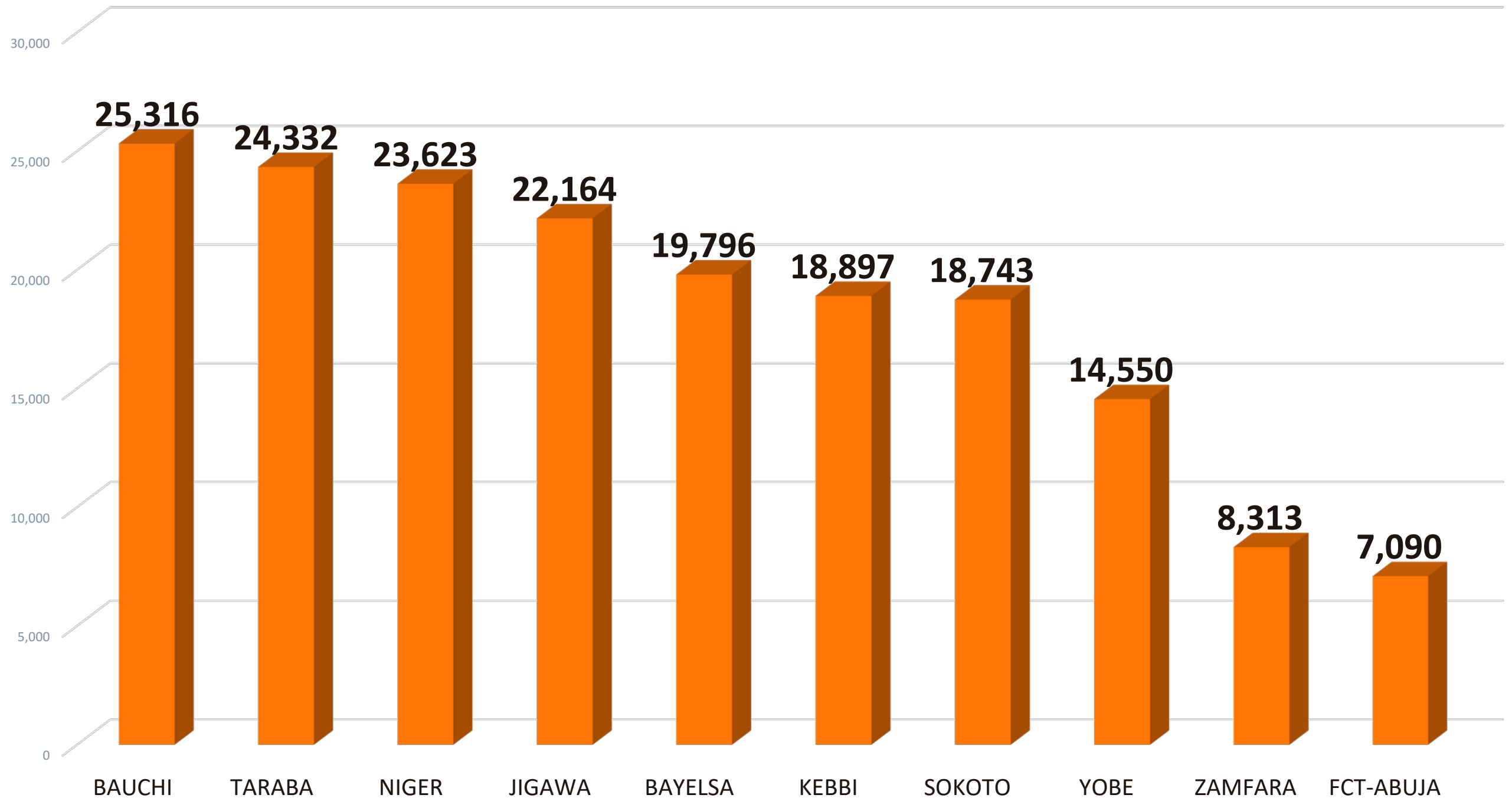
GRAPHICAL REPRESENTATION OF 2022 UTME APPLICATION STATISTICS BY STATE OF ORIGIN & GENDER



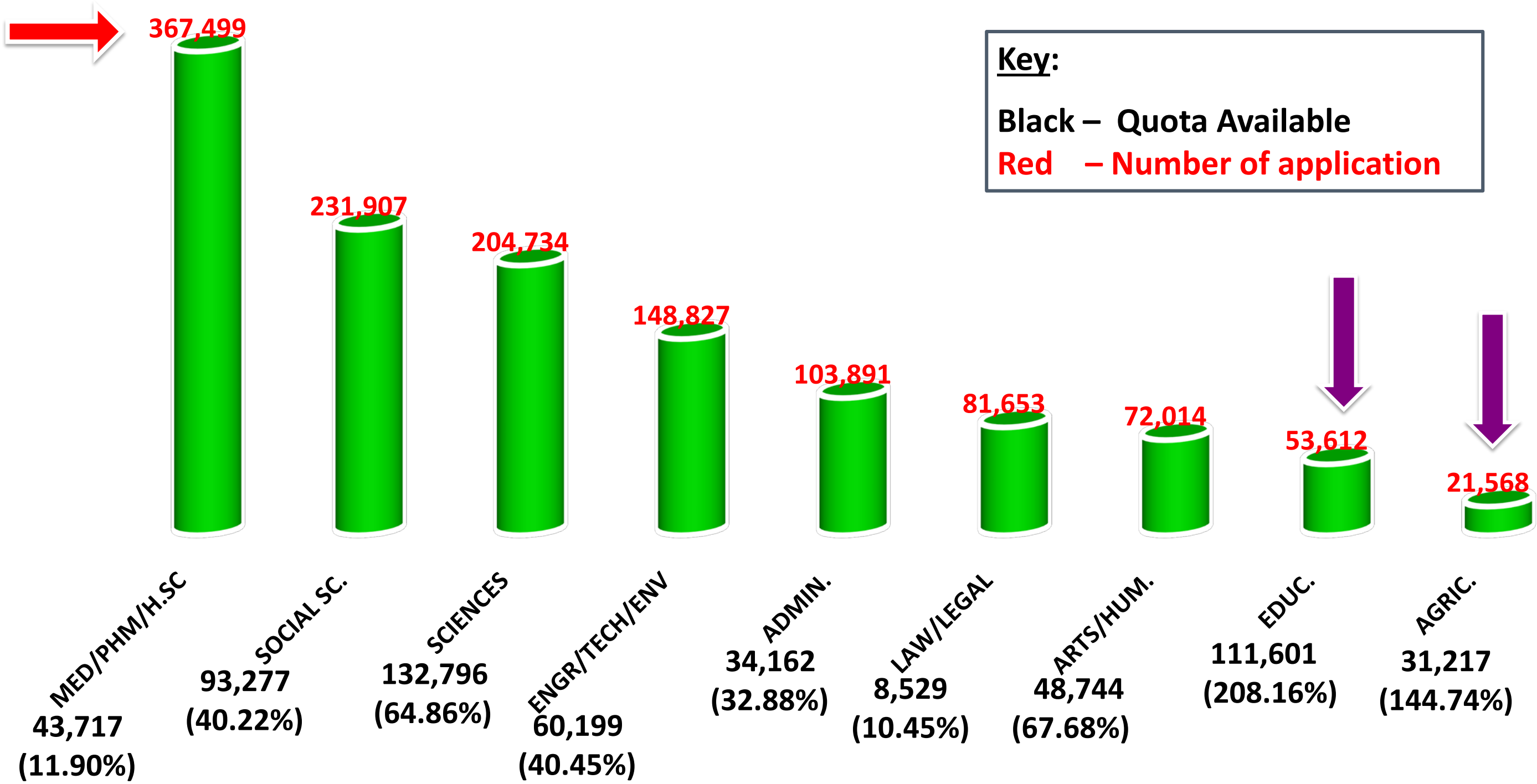
2022 UTME APPLICATION STATISTICS BY STATE OF ORIGIN (TOP TEN)



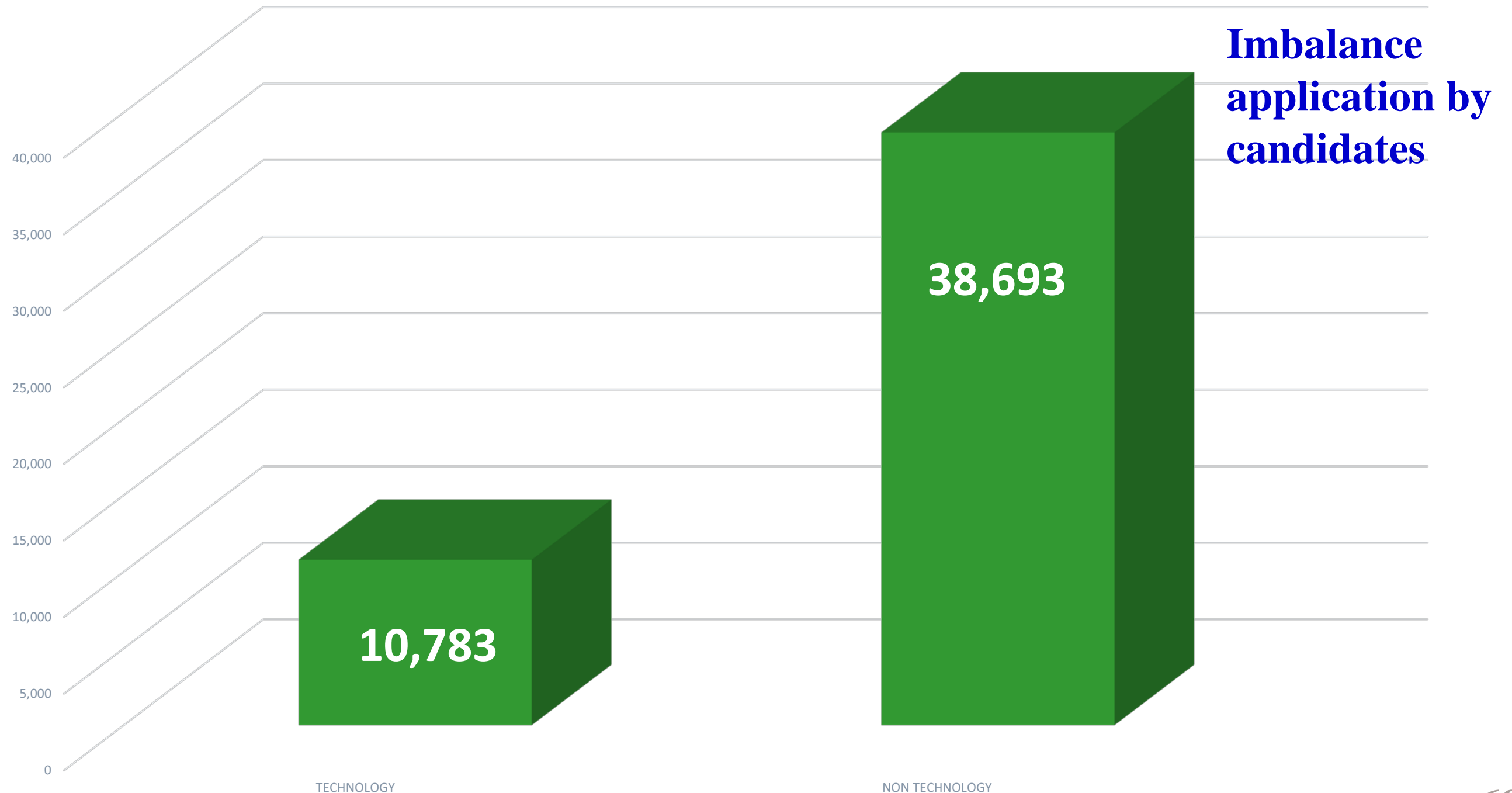
2022 UTME APPLICATION STATISTICS BY STATE OF ORIGIN (LOWEST TEN)



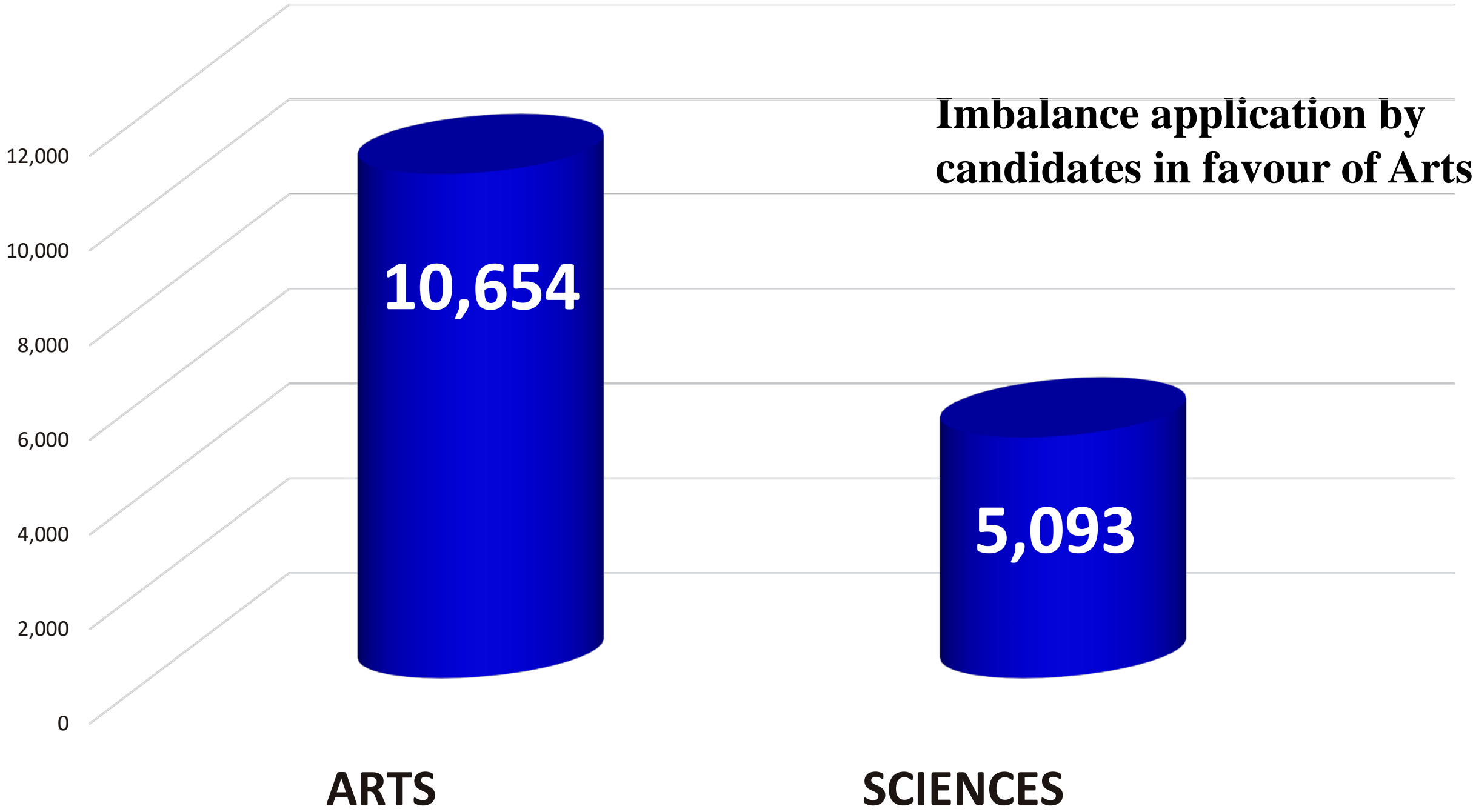
2022 UTME APPLICATION STATISTICS BY FACULTY (DEGREE) – Origin of Imbalance continues



2021 UTME APPLICATION STATISTICS BY TECHNOLOGY AND NON-TECHNOLOGY BASED PROGRAMMES (POLYTECHNICS/MONOTECHNICS/IEI's) – FIRST CHOICE



**2021 UTME APPLICATION STATISTICS BY
SCIENCE AND ARTS BASED COURSES
(COLLEGES OF EDUCATION): FIRST CHOICE**



2022 UTME APPLICATION STATISTICS BY INSTITUTION

TOP TEN INSTITUTIONS –

(ALL UNIVERSITIES) – FIRST CHOICE

2022 POSITION	INSTITUTIONS	TOTAL NUMBER OF APPLICATIONS	PERCENTAGE (%)	2021 POSITION	2020 POSITION	2019 POSITION
1 st	University Of Ilorin, Ilorin, Kwara State	97,351	5.53	1 st	1 st	1 st
2 nd	University Of Lagos, Lagos State	75967	4.31	2 nd	3 RD	5 th
3 rd	Nnamdi Azikiwe University, Awka, Anambra State	58956	3.35	8 th	9 th	9 th
4 th	Bayero University, Kano, Kano State	57150	3.24	7 th	4 th	6 th
5 th	University Of Benin, Benin City, Edo State	55455	3.15	3 RD	6 th	3 rd
6 th	Federal University, Oye-Ekiti, Ekiti State	53367	3.03	5 th	Not in top ten	Not in top ten
7 th	Obafemi Awolowo University, Ile-Ife, Osun State	51437	2.92	9 th	8 th	8 th
8 th	University Of Nigeria, Nsukka, Enugu State	51402	2.92	4 th	5 th	4 th
9 th	Ahmadu Bello University, Zaria, Kaduna State	50196	2.85	6 th	9 th	9 th
10 th	University Of Ibadan, Ibadan, Oyo State	44476	2.53	Not in top ten	7 th	7 th

2022 UTME APPLICATION STATISTICS BY INSTITUTION
TOP TEN INSTITUTIONS-
 (ALL COLLEGES OF EDUCATION) - FIRST CHOICE

2022 POSITION	INSTITUTIONS	TOTAL NUMBER OF APPLICATIONS	PERCENTAGE (%)	2021 POSITION	2020 POSITION	2019 POSITION
1 st	Federal College Of Education, Zaria, Kaduna State	4378	0.25	2 nd	1 st	1 st
2 nd	Federal College Of Education, Kano, Kano State	2059	0.12	3 RD	4 th	7 th
3 rd	Federal College Of Education (Tech.), Gombe, Gombe State	1542	0.09	5 th	5 th	9 th
4 TH	Federal College Of Education, Katsina, Katsina State	1439	0.08	10 th	7 th	8 th
5 th	College Of Education, Akwanga, Nasarawa State	1366	0.08	6 th	6 th	3 rd
6 th	FCT College Of Education, Zuba, Abuja	1009	0.06	8 th	10 th	Not in top ten
7 th	Isa Kaita College Of Education, Dutsinma, Katsina State	808	0.05	Not in top ten	9 th	6 th
8 TH	Saadatu Rimi College Of Education, Kumbotso, Kano State	715	0.04	7 th	3 rd	2 nd
9 th	Federal College Of Education (Tech.), Potiskum, Yobe State	713	0.04	9 th	8 th	4 th
10 th	Kaduna State College Of Education, Gidan-Waya, Kafanchan, Kaduna State	703	0.04	1 st	2 nd	5 th

2022 UTME APPLICATION STATISTICS BY INSTITUTION

TOP TEN INSTITUTIONS-

(ALL POLYTECHNICS/MONOTECHNICS) – FIRST CHOICE

2022 POSITION	INSTITUTIONS	TOTAL NUMBER OF APPLICATIONS	PERCENTAGE (%)	2021 POSITION	2020 POSITION	2019 POSITION
1 st	Kaduna Polytechnic, Kaduna, Kaduna State	6,591	0.37	1 st	1 st	1 st
2 nd	Kwara State Polytechnic, Ilorin, Kwara State	5,762	0.33	2 nd	6 th	10 th
3 rd	Federal Polytechnic, Ilaro, Ogun State	4,636	0.26	3 rd	3 rd	3 rd
4 th	Yaba College Of Technology, Yaba, Lagos State	3,972	0.23	4 th	5 th	5 th
5 th	Federal Polytechnic, Offa, Kwara State	3,921	0.22	5 th	2 nd	4 th
6 th	Federal Polytechnic, Nasarawa, Nasarawa State	2,996	0.17	7 th	Not in top ten	Not in top ten
7 th	Auchi Polytechnic, Auchi, Edo State	2,315	0.13	Not in top ten	Not in top ten	Not in top ten
8 th	Moshood Abiola Polytechnic, Abeokuta, Ogun State	2,066	0.12	Not in top ten	Not in top ten	Not in top ten
9 th	Lagos State Polytechnic, Ikorodu, Lagos State	1,965	0.11	6 th	Not in top ten	Not in top ten
10 th	The Polytechnic, Ibadan, Oyo State	1,952	0.11	9 th	10 th	8 th

2022 UTME APPLICATION STATISTICS BY INSTITUTION

TOP TEN INSTITUTIONS-

(INNOVATION ENTERPRISE INSTITUTIONS- IEIS) – FIRST CHOICE

S/N	INSTITUTIONS	TOTAL NUMBER OF APPLICATIONS
1	Pefti Film Institute, Lagos, Lagos State	59
2	Global Maritime Academy, Ogoni-Olomu, Ughelli South, Delta State	51
3	The Certified Institute of Shipping of Nigeria, Apapa, Lagos State	44
4	Katsina State Institute of Technology & Management, Katsina State	41
5	Distinct Institute of Management and Technology, Osogbo, Osun State	25
6	Armed Forces Electrical and Mech. Eng. Mechat. Sch. Mogadishu Cantonment, Abuja	22
7	Mario Institute of Hospitality Mgt and Entrepreneurship Educ. Nsukka, Enugu State	11
8	Soteria Business School, Oke Ado, Ibadan, Oyo State	10
9	National Film Institute, Jos, Plateau State	10
10	Nigerian Television Authority, Television College, Ray Field, Jos, Plateau State	7

CHALLENGES DURING REGISTRATION

**Majorly, extortion
of candidates by
some Centres**





2022 EXAMINATION

Mock Examination

as usual

The 6th in the Series

The Board conducted the 6th mock examination on Saturday, 9th April, 2022

to identify problems that might arise during the main examinations

to test the new systems introduced in deploying the CBT examination

to allow candidates familiarise themselves with the new software and test their level of preparedness

MAIN EXAMINATION



The main examination was conducted throughout the Federation

Friday, 6th - Thursday, 12th May, 2022

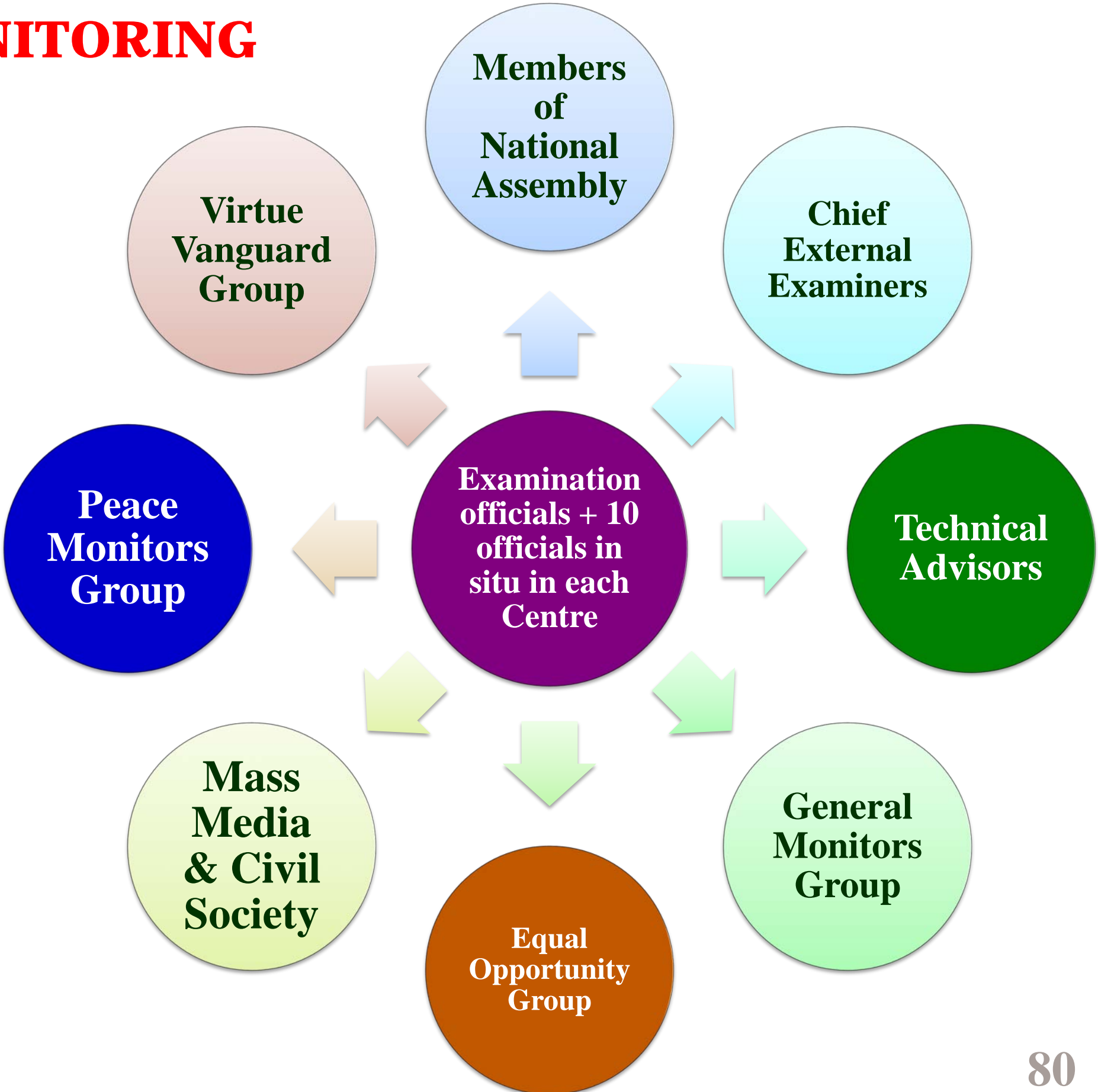
**EXAMINATION
MONITORING**

**ALL INCLUSIVENESS:
2022 UTME Monitoring System**

EXAMINATION MONITORING



for all your efforts, time and valuable contributions most especially commitment from our institutions



EXAMINATION MONITORING

ALL INCLUSIVENESS:

**Remote Network Monitoring of Computers in
CBT Centres**

The 9 Keys (Reminder!!!)

A, B, C, D

**Candidates press
the letters **A,B,C,D**
for responses
(answers) to
questions**

P, N, S, R, Y

- P** = Previous question
- N** = Next question
- S** = Submit responses
when candidate has finished
examination
- R** = Reverse (do not intend to go
further to submit again)
- Y** = **To confirm submission (intend
to go further to submit again
after pressing S)**

*This has solved complain by any candidate who claimed s/he mistakenly
pressed letter [S] twice & that ended his/her session*

ALL INCLUSIVENESS:
BLIND CANDIDATES

Many of them have not been exposed to the relevant technology in their various schools

CONDUCT OF 2022 UTME FOR THE BLIND CANDIDATES

*Many of them
have not been
exposed to the
relevant
technology in
their various
schools*

**An abridged approach was
therefore used**

All prospective blind
candidates were invited to
11 centres in the country
for special assessment

2022 UTME APPLICATION STATISTICS BY STATE OF EXAMINATION

(States Where Candidates Sat for the Examination in Order of Number of Candidates)

S/N	STATE	Total Number of Candidates	% (No. of Candidates)	No. of CBT Centres	% of CBT Centres
1	LAGOS	251,830	14.75	69	9.16
2	OYO	97,220	5.69	38	5.05
3	OGUN	93,930	5.50	43	5.71
4	KADUNA	90,891	5.32	32	4.25
5	FCT-ABUJA	75,052	4.40	28	3.72
6	RIVERS	74,065	4.34	27	3.59
7	KANO	73,376	4.30	44	5.84
8	NASARAWA	61,060	3.58	28	3.72
9	DELTA	56,350	3.30	30	3.98
10	KWARA	55,234	3.23	26	3.45
11	PLATEAU	54,843	3.21	23	3.05
12	BENUE	49,783	2.92	17	2.26
13	ONDO	47,481	2.78	16	2.12
14	OSUN	46,452	2.72	28	3.72
15	EDO	43,395	2.54	17	2.26

2022 UTME APPLICATION STATISTICS BY STATE OF EXAMINATION

(States Where Candidates Sat for the Examination in Order of CBT Ctrs) cont'd

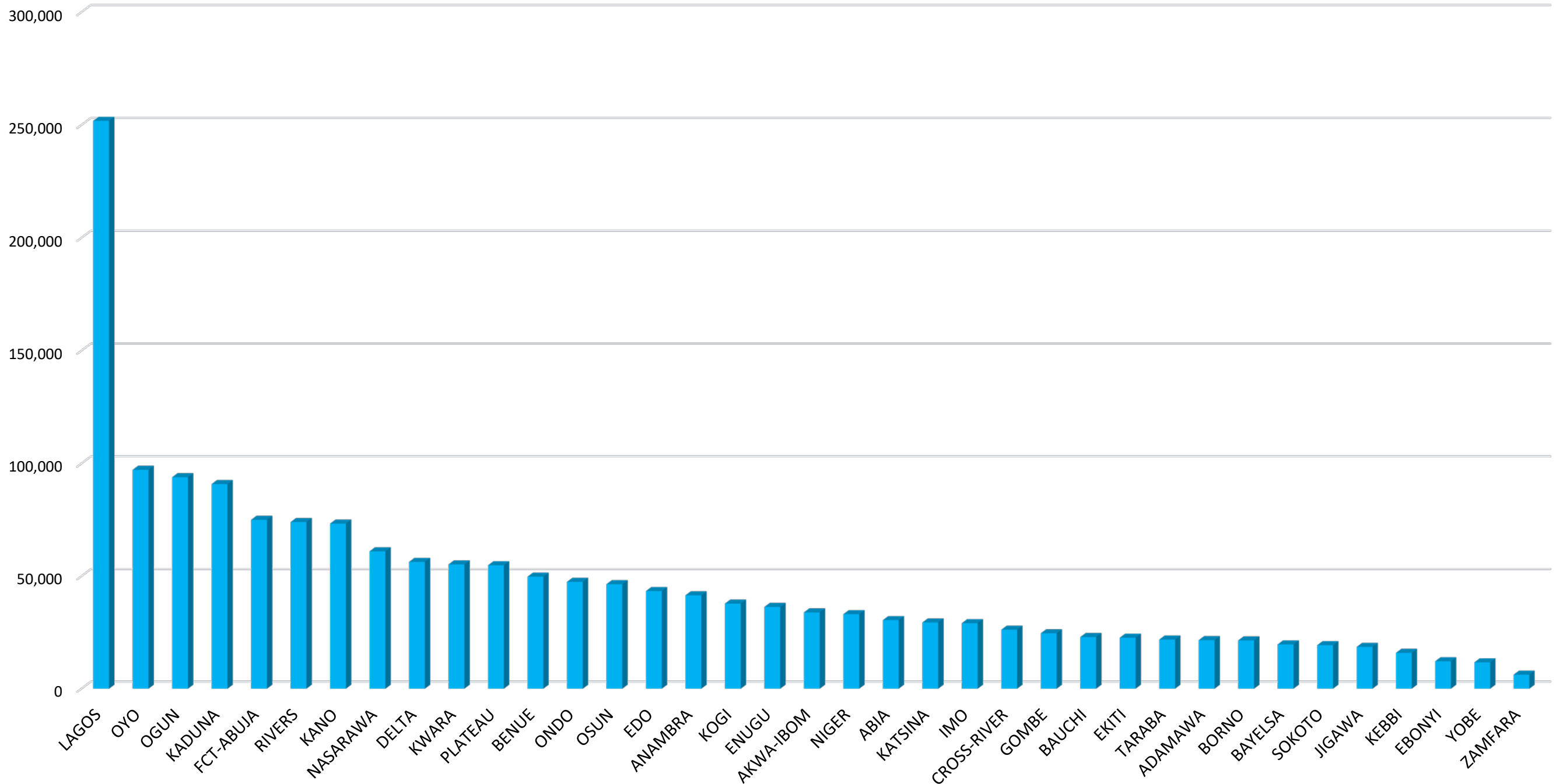
S/N	STATE	Total Number of Candidates	% (No. of Candidates)	No. of CBT Centres	% of CBT Centres
16	ANAMBRA	41,496	2.43	28	3.72
17	KOGI	37,822	2.21	17	2.26
18	ENUGU	36,353	2.13	21	2.79
19	AKWA-IBOM	33,905	1.99	16	2.12
20	NIGER	33,128	1.94	16	2.12
21	ABIA	30,466	1.78	17	2.26
22	KATSINA	29,426	1.72	15	1.99
23	IMO	29,119	1.71	16	2.12
24	CROSS-RIVER	26,215	1.54	8	1.06
25	GOMBE	24,620	1.44	13	1.73
26	BAUCHI	22,951	1.34	13	1.73
27	EKITI	22,668	1.33	12	1.59
28	TARABA	21,829	1.28	13	1.73
29	ADAMAWA	21,586	1.26	10	1.33
30	BORNO	21,455	1.26	10	1.33

2022 UTME APPLICATION STATISTICS BY STATE OF EXAMINATION

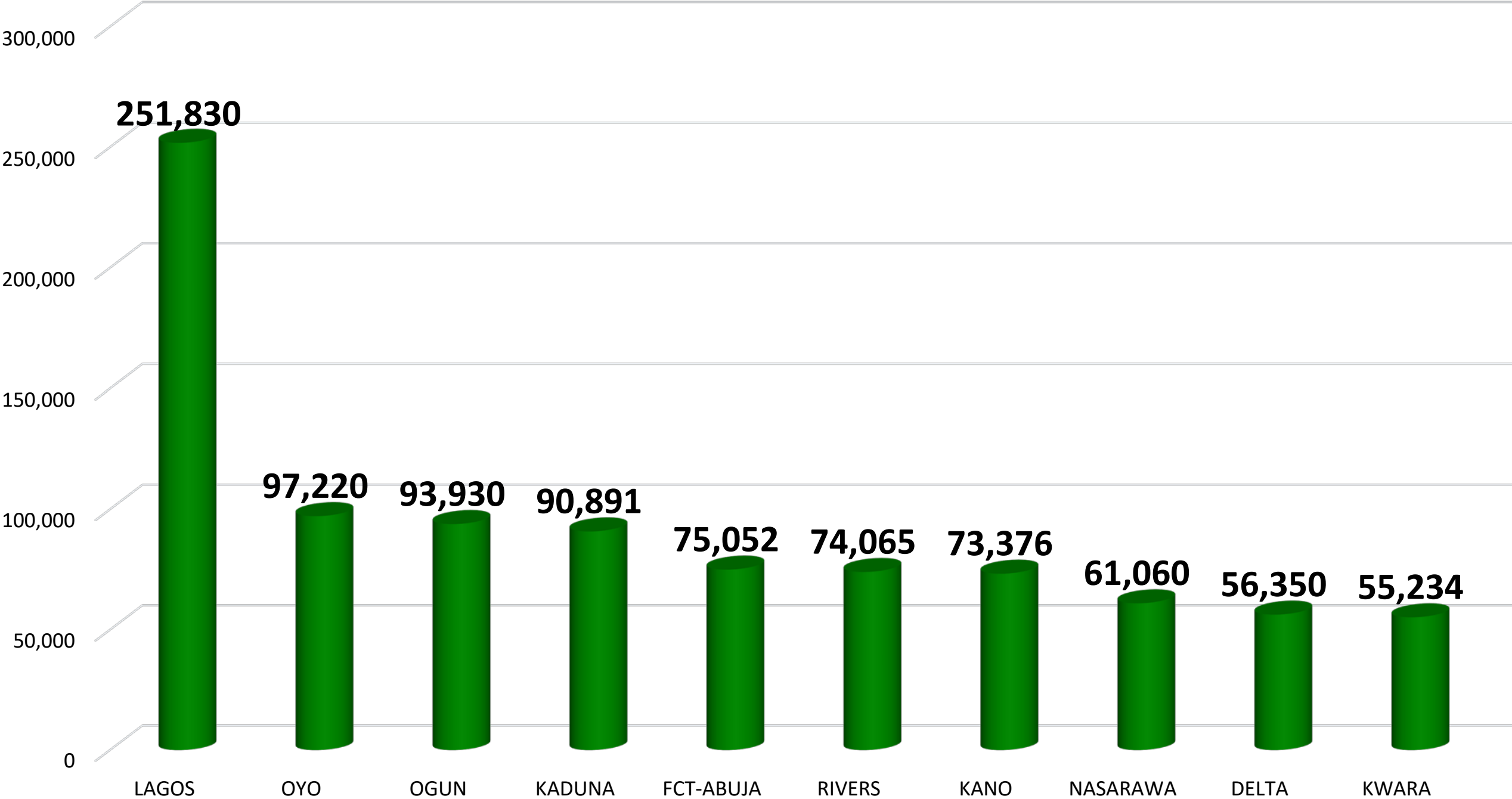
(States Where Candidates Sat for the Examination in Order of CBT Ctrs) cont'd

S/N	STATE	Total Number of Candidates	% (No. of Candidates)	No. of CBT Centres	% of CBT Centres
31	BAYELSA	19,675	1.15	9	1.20
32	SOKOTO	19,335	1.13	10	1.33
33	JIGAWA	18,566	1.09	10	1.33
34	KEBBI	15,935	0.93	10	1.33
35	EBONYI	12,182	0.71	7	0.93
36	YOBE	11,709	0.69	10	1.33
37	ZAMFARA	6,223	0.36	6	0.80

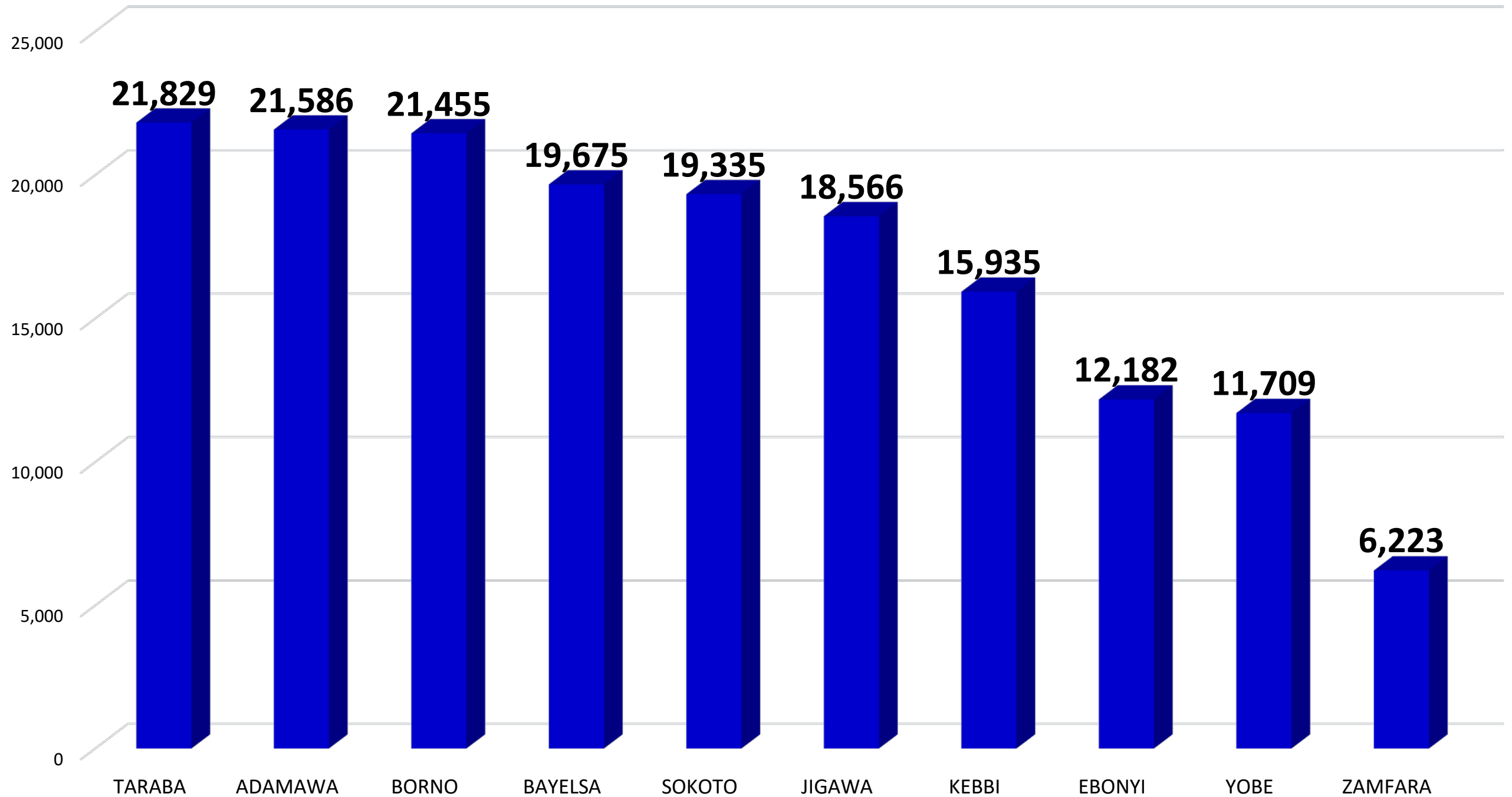
GRAPHICAL REPRESENTATION OF 2022 UTME APPLICATION STATISTICS BY STATE OF EXAMINATION



2022 UTME APPLICATION STATISTICS BY STATE OF EXAMINATION (TOP TEN)



2022 UTME APPLICATION STATISTICS BY STATE OF EXAMINATION (LOWEST TEN)



2022 Examination Instructions

**Using Biometric Verification to login by
Candidates for examination**

**Only candidates
who were
biometrically
verified
successfully
were able to
login for
examination**

**Candidates not
verified were not
allowed into the
Examination Hall
because they would
not be able login for
examination**

2022 Examination Instructions

No login after One Hour of Activation of Examination



**No candidate
was able to login
after one hour of
activation of
examination to
curb malpractice**

2022

UNIFIED

TERTIARY

MATRICULATION

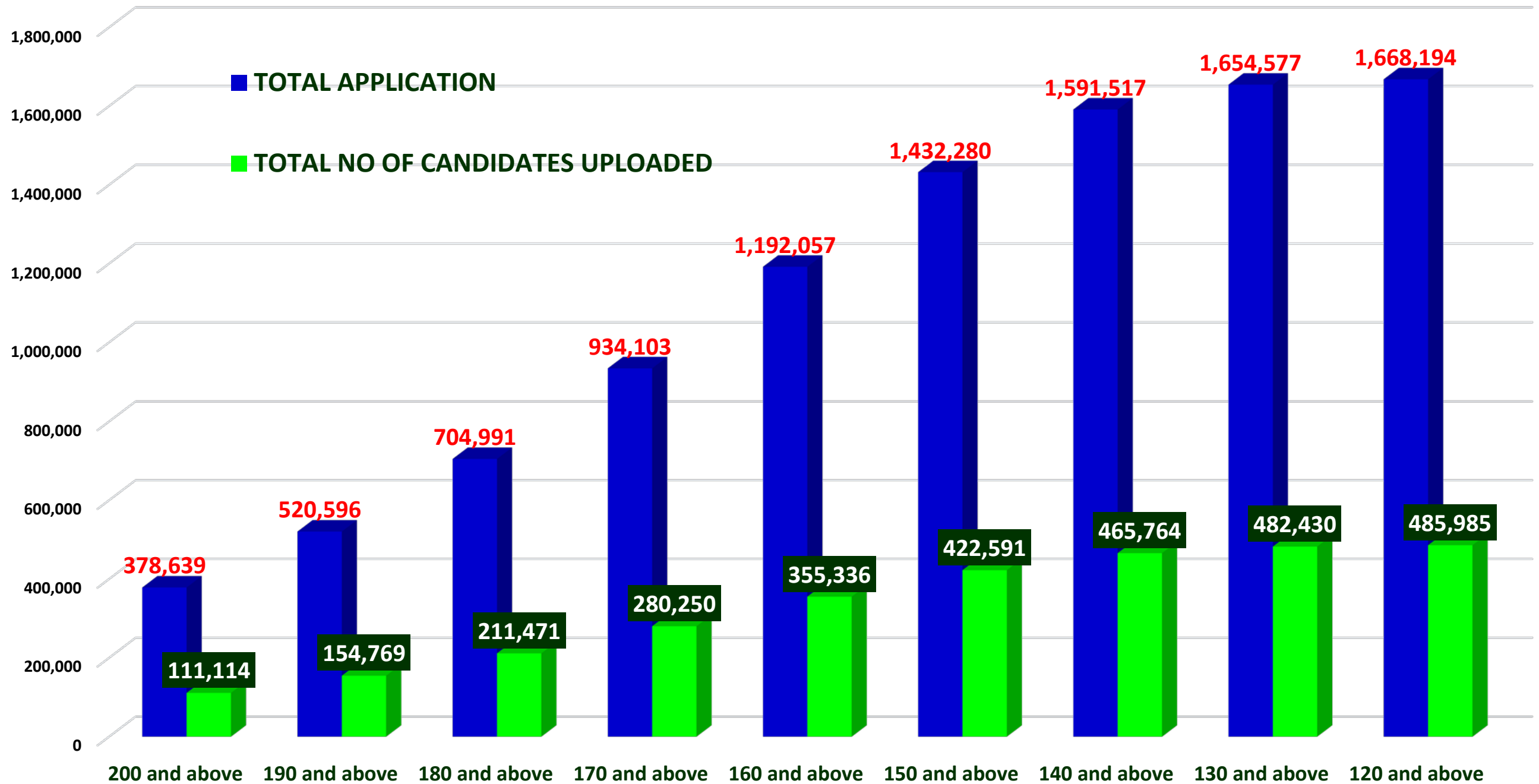
**EXAM
RESULTS**



2022 UTME CUMMULATIVE PERFORMANCE STATISTICS

	A	B	C	D	E
S/N	Cum. Range	Total Number of Candidates	Total No. of Candidates with O/L Results Uploaded	(%) of C to B	Number of Awaiting Results
1	200 and above	378,639	111,114	29.35	267,525
2	190 and above	520,596	154,769	29.73	365,827
3	180 and above	704,991	211,471	30.00	493,520
4	170 and above	934,103	280,250	30.00	653,853
5	160 and above	1,192,057	355,336	29.81	836,721
6	150 and above	1,432,280	422,591	29.50	1,009,689
7	140 and above	1,591,517	465,764	29.27	1,125,753
8	130 and above	1,654,577	482,430	29.16	1,172,147
9	120 and above	1,668,194	485,985	29.13	1,182,209

GRAPHICAL REPRESENTATION OF 2022 UTME CUMMULATIVE PERFORMANCE STATISTICS



Comparative Performance of Candidates in Percentage Relative to Number of Application between 2022 and some of the Previous Years

S/N	RANGE	2018%	2019%	2020%	2021%	2022%
		(to no of those examined) (1,607,713)	(to no of those examined) (1,817,306)	(to no of those examined) (1,949,692)	(to no of those examined) (1,312,992)	(to no of those examined) (1,707,626)
1	200 & above	25.82	22.97	20.76	12.84	22.17
2	160 & above	74.39	68.93	68.21	45.32	69.81
3	140 & above	95.96	90.92	91.57	73.43	93.20
4	120 & above	99.81	95.91	97.05	94.86	97.69
5	100 & above	99.99	96.24	97.64	99.30	97.86
6	Below 100	2.82	3.76	0.21	0.64	2.31

BEST 10 2022 UTME CANDIDATES

SN	Name of Candidate	Registration No.	Gender	State of Exam	State of Origin	UTME Score	Institution (1 st Choice)	Programme
1	Adebayo Eyimofe Oluwatofunmi	202211075576JA	M	FCT-ABUJA	EKITI	362	UNILAG	Comp Sc
2	Ugwu Chikelu Innocent	202210900066DA	M	FCT-ABUJA	ENUGU	359	NSUKKA	Acct
3	Igbalaye Ebunoluwa Kathryn	202211317170EF	F	ONDO	ONDO	357	FUTA	Comp Sc
3	Emmanuel Oluwaniifemi Temiloluwa	202210470487HA	M	OGUN	EKITI	357	Babcock	Comp Sc
5	Ozumba Samuel Ikemsinachukwu	202211408478HF	M	ANAMBRA	ANAMBRA	357	NSUKKA	Mech Engr
6	Olumide-Attah Ayomide Benjamin	202210428987JA	M	LAGOS	ENUGU	355	UNILAG	Computer Science
7	Lawal Olaoluwa Emmanuel	202210578081IF	M	LAGOS	OSUN	355	UNILAG	Systems Engr
7	Dokun Jubril Abiodun	202210470531EA	M	LAGOS	OSUN	354	UNILAG	Elect/Elect Engr
9	Amaku Anthony Ebubechukwu	202210093270CF	M	RIVERS	IMO	354	FUTO	Mechatronic s
10	Aghulor Divine Osehon Chukwuemeka	202210489172DA	M	LAGOS	DELTA	353	COVENANT	Comp Sc.

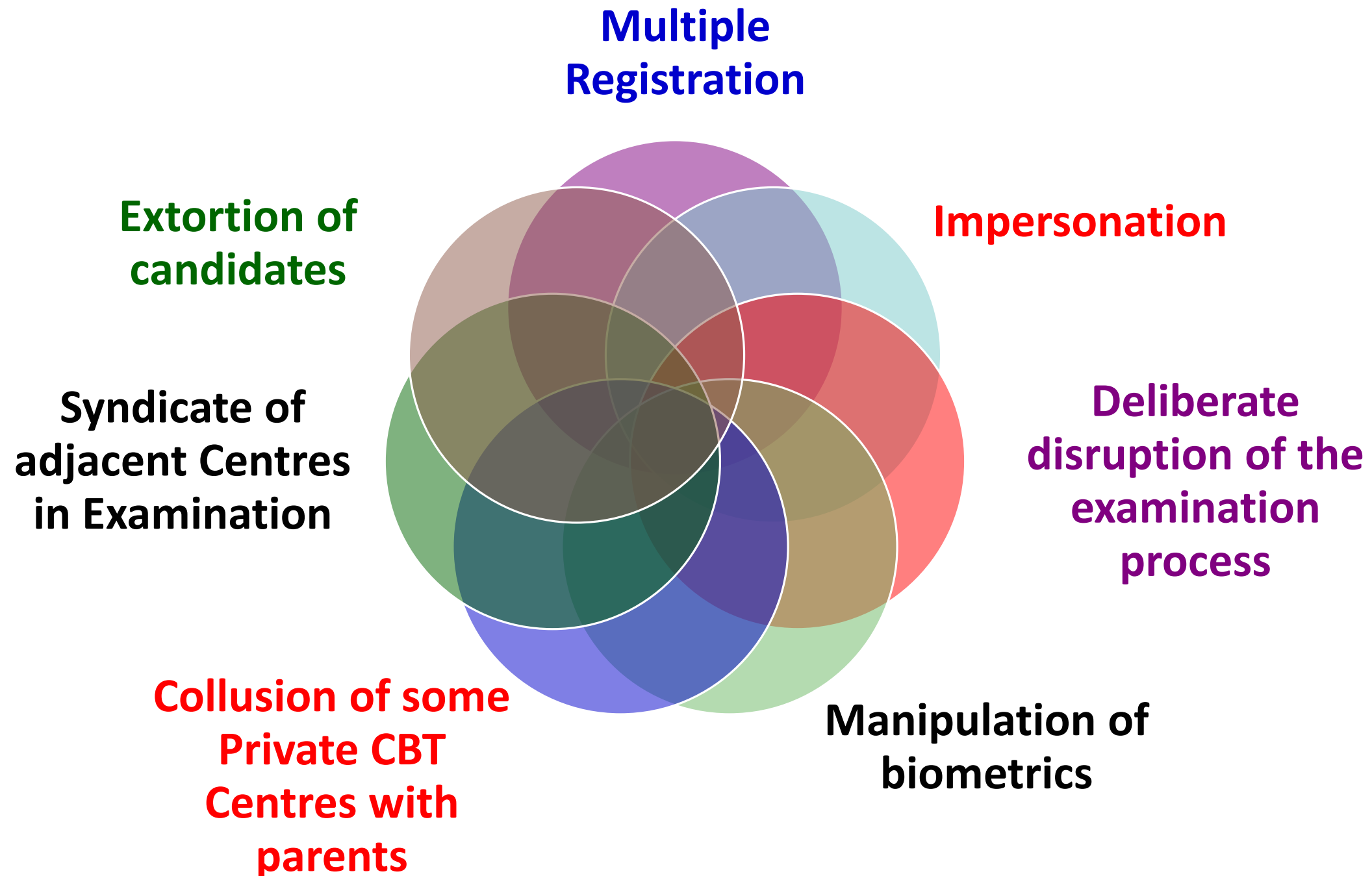
STATISTICS ON UTME (2022 Vs 2021)

A		B		C
S/N	ITEM	2021 UTME	2022 UTME	% Difference of C to B
A	Period of Registration	10 weeks	6 weeks	-40
B	Number of Centres Used	760	755	-0.65
C	Total Number of Applications (Registration)	1,351,284	1,761,262	30.33
D	Total Number of Candidates who sat for the Examination	1,312,992	1,708,834	30.15
E	Results Processed	1,312,898	1,672,408	29.38
F	Visually impaired candidates	338	335	0.88
G	Deaf Candidates	489	763	46.03
H	Total Number of Examination Malpractice Cases detected	92	94	2.17



.....the drop in the number of detected examination malpractices

STRATEGIES OF MALPRACTICE



Curbing Malpractice by NOT Capturing of Fresh Images and Biometric

- ✓ Capturing of fresh facial and finger biometric images of candidates **encourages impersonation** and substitution of paid examination takers with real candidates who must have engaged the paid examination takers for the SSCE and UTME.
- ✓ Concerted efforts by JAMB, other educational assessment bodies and the NYSC have implicated tertiary institutions (few of them) unwittingly in the scandal
- ✓ JAMB makes available (and for free) images and biometric of candidates.

2022/2023

ADMISSION IN FOCUS



**CENTRAL
ADMISSION
PROCESSING
SYSTEM
(CAPS)**

CAPS is being used as vehicle for all admissions since its introduction during the 2017/2018 admissions exercise after series of engagements with Stakeholders. The 2021/2022 admission was also not an exception

.....Capacity Building Sessions were organised (including webinar) for the institutions & JAMB staff

Lets Review

....CAPS again

CAPS PROMISES & FULFILMENT

- Restored autonomy to the Institutions with regards to Admission process
- Transparency, openness & accountability in the admission process
- Market place to source for candidates
- Involvement of candidates in the admission process





ADDITIONAL FEATURES ON CAPS

ADDITIONAL FEATURES ON CAPS

Download of O' Level Results by Institutions

- ✓ Candidates upload O' Level results to their CAPS
- ✓ From 2021 admission exercise, no institution should mandate candidates to upload O' level results on institution portal
- ✓ **Candidates' O' level results would be made available automatically to institutions**
- ✓ Institutions must download available candidates' O' level results per programme before they can initiate admission process for each programme
- ✓ **No Download of Results, No Admission**

ADDITIONAL FEATURES ON CAPS

Movement of Candidates

Before a candidate can be moved or transferred to another programme, they would be transfer alert (**notification from CAPS**) to the candidate to either accept or reject the movement

If s/he presses YES, s/he moved to the new programme & **MUST** be admitted

At the point of Acceptance, s/he would be notified to do change of programme to be able to print his/her admission letter

If s/he presses NO or SILENT (no response), the candidate remains & cannot be moved anywhere

ACT of JAMB Section 5(1)(c)(iii) “the preferences expressed or otherwise indicated by candidates for certain tertiary institutions and courses”

ADDITIONAL FEATURES ON CAPS (cont'd)


Availability of date of upload of O' level credentials by candidates

Availability of date cut-off

All institutions MUST provide date of commencement of admission

No institution would be able to finalise admission exercise until after cut-off date

ADDITIONAL FEATURES ON CAPS (cont'd)



No institution would be able to move candidates into merit level unless ALL positive candidates above him/her are admitted either by merit, catchment or ELDS

After upload of O' level by a candidate, any admission to be done MUST consider him/her



If any institution request for opening of change for programme or institution, it MUST consider all the candidates who have uploaded

...and the



of CAPS is being

CAPS PROCESS - Reminder!!!



*No admission can be initiated from JAMB,
.....it must come from the institutions*

MEANS OF COMMUNICATION WITH THE BOARD

- ✓ All communications on **Admissions matters should be through CAPS**
- ✓ All communications on other **related matters should be through IBASS**
- ✓ The communications medium has been upgraded and a training session scheduled
- ✓ This applies to Institutions and other sister regulatory bodies (NUC/NBTE/NCCE)



NEED FOR REVIEW OF ADMISSION CRITERIA

reminder!!!

CAPS REVEALED

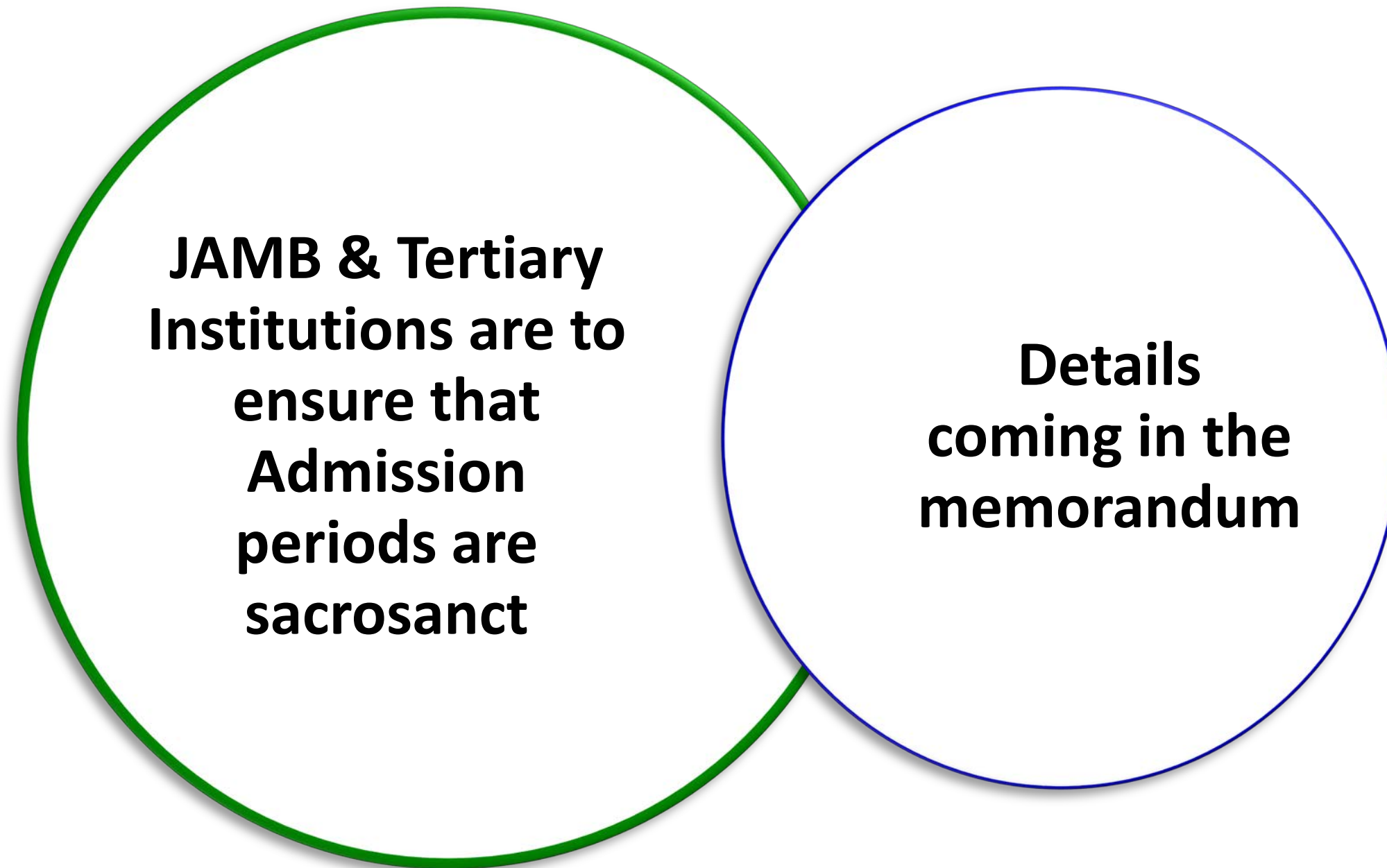
More poignantly the need to review the formula to make our institutions more National (as envisaged in the inclusion of Catchment Area in the criteria – which has been so abused)

Admission needs to be

- ✓ International (inclusion of foreign candidates)
- ✓ More inclusive (inclusion of special needs candidates)
- ✓ more realistic (restoring and recognising some Discretionary Admissions)
- ✓ Nationalisation of localised National Institutions

A new formula is long overdue to be proposed to the National Council on Education

2022 ADMISSION TIMELINES AND CALENDARS



2022 ADMISSION TIMELINES AND CALENDARS (cont'd)



- ✓ JAMB would communicate Admissions Programmes, Calendars & Timetables to Tertiary Institutions immediately after this Policy Meeting

2022 JAMB DOCUMENTS REQUIRED FOR CLEARANCE OF UTME CANDIDATES



Original JAMB Result Slip



JAMB Admission Letter

USING CAPS MOBILE APP BY CANDIDATES

Candidates can download the Mobile App (JAMB CAPS MOBILE) on their phones or similar devices from Google Play Store to access CAPS to

Check Admission Status

Accept/Reject admission

Accept/Reject Market Place offer

Accept/Reject Transfer Proposal

Check Matriculation Status

The screenshot displays the CAPS Mobile app interface. At the top, the text "CAPS Mobile" is visible. Below this is the JAMB logo, which includes the text "JOINT ADMISSIONS AND MATRICULATION BOARD" and "SERVICE AND INTEGRITY". The main area contains two input fields: "Jamb Registration No." with a person icon and "Mobile Number" with a dropdown arrow and the Nigerian flag. At the bottom, there is a large green button labeled "GET STARTED".

NOTIFICATION OF ADMISSION THROUGH SMS

Candidates notification of admissions through SMS now upgraded with new features and commitment

Institution to pay for bulk SMS services through online payment platform

Admission Officer enters the number of SMS services credits the institution wants to buy

Amount payable is calculated by the system, log the transaction and transfers access to payment gateway

SMS credit of the institution will only be for communication with candidates

PUBLISHING ADMISSION CUT-OFF DATE

JAMB will continue to publish cut-off dates of all institutions to guide candidates and general public



ADMISSION INTO NON-REGULAR MODE OF STUDY **(Distance Learning, Part-Time, Outreach, Sandwich Programmes)**

- ✓ Candidates of Distance Learning, Part-Time, Outreach, Sandwich, etc. programmes are not required to sit for the UTME
- ✓ They apply and their applications processed the same way just as the DE candidates
- ✓ They belong to a separate matriculation list
- ✓ They are not available for mobilisation by NYSC
- ✓ **They can only apply for Exemption**



PROFILE TRANSACTION

UNDUE INFLUENCE/THIRD-PARTY INTERFERENCE

- ✓ The Board has banned all third-party interactions on its portal for any of its services
 - cases have been reported with conflicting authorisation for changes on candidates' data, majorly between candidates and their parents or guardians
- ✓ Fraudsters taking advantage of the naivety of some candidates to collect their vital access codes to effect unauthorised changes on their profiles
- ✓ Consequently, **nobody, including parents or guardians** or any proxy, would have access to transact any business on candidate's profile because fingerprint (or OTP) would be required

JAMB SUPPORT SYSTEM – TICKETING

Reminder!!!

- ✓ candidates no longer need to travel to JAMB offices to access certain services.
- ✓ The Board uses the ‘ticketing system’ where a candidate or anybody desiring the Board's services can send their complaint(s).
- ✓ Responses are given within 24 hours.
- ✓ It has a tracking number that is issued once a ticket is raised. If not attended to, the number can be use as evidence to track the officer scheduled who would be sanctioned
- ✓ The system is designed to eliminate any stress associated with accessing the Board’s services

2022/2023 JAMB BROCHURE REVIEW

(Using IBASS)

- ✓ Now automated and electronic-online through IBASS (**Integrated Brochure & Syllabus System**)
- ✓ Access point: www.jamb.gov.ng
- ✓ Each institutions has secured access credentials it will collect through its registered e-mail address on CAPS
- ✓ Each institution views its present requirements & makes online request for amendment, deletion or addition on the platform
- ✓ All approved requests would be communicated vide the platform provided it is within the approved guidelines of the respective Regulatory Agencies (**NUC, NBTE or NCCE**)
- ✓ New medium now engages the regulatory bodies upload the results of accreditation and approvals directly to IBASS

WAIVERS FOR ADMISSION

Reminder!!!



advantage

- ✓ Institutions should take advantage of IBASS
- ✓ Make a realistic requests including UTME subjects combination & O' level credit passes
- ✓ Remedial students must also have minimum institutional score
- ✓ Head of institutions or Registrars should personally make such requests
- ✓ JAMB received requests for lowering of minimum scores from institutions as a waiver to allow candidates to be admitted through CAPS

CONDONEMENT OF UNDISCLOSED ILLEGAL INSTITUTIONAL ADMISSION (CUIIA)

- ✓ JAMB introduced CAPS in 2017 as the transparent platform for all admissions
- ✓ Some institutions continue to admit large number of candidates under-the-table (undisclosed to JAMB)
- ✓ JAMB issued advisory to guide the affected institutions on how to rescue the candidates as approved by the HME
- ✓ JAMB was in the process of granting provisional approval for the candidates submitted when it realised that the modes of study were not specified by institutions and requested that it should be done

CONDONEMENT OF UNDISCLOSED ILLEGAL INSTITUTIONAL ADMISSION (CUIIA) cont'd

- ✓ Uploads by Institutions have now been made
- ✓ Approvals granted by JAMB
- ✓ Registrations done by candidates
- ✓ What remains is the processing of Admission of these candidates by the Institutions so that, the candidates can have retroactive admission letters

**CONDONMENT OF UNDISCLOSED ILLEGAL INSTITUTIONAL
ADMISSION (CUIIA)**

**SUMMARY OF RECORDS SUBMITTED BY INSTITUTIONS AS AT
14th JULY, 2022**

INSTITUTION	UNDISCLOSED ADMISSION FROM 2017-2020
UNIVERSITIES	106,279
POLYTECHNICS	615,788
COLLEGES OF EDUCATION	189,292
IEIs	9,193
TOTAL	920,159

CONDONMENT OF UNDISCLOSED ILLEGAL INSTITUTIONAL ADMISSION (CUIIA)

SUMMARY OF FIRST 10 UNIVERSITIES AS AT 14th JULY, 2022

S/N	UNIVERSITIES UNDISCLOSED ADMISSIONS 2017 - 2020	QUOTA	2017	2018	2019	2020	TOTAL
1	Usmanu Danfodiyo University, Sokoto State	6,446	4,726	4,797	5,566	5,073	20,162
2	University of Jos, Jos, Plateau State.	9,286	1,020	1,195	1,645	3,740	7,600
3	Benue State University, Makurdi, Benue State.	7,434	1,793	1,961	2,417	0	6,171
4	University of Nigeria Nsukka, Enugu State.	11,025	2,496	1,262	1,699	0	5,457
5	Kwara State University, Malete, Kwara State.	5,513	1,340	1,598	2,018	114	5,070
6	Novena University, Kwale, Delta State.	1,473	398	307	1,315	1,412	3,432
7	Alex Ekwueme Federal University, Ebonyi State	4,024	702	227	807	1,166	2,902
8	Abubakar Tafawa Balewa University, Bauchi State	4,524	769	980	1,046	0	2,795
9	Olabisi Onabanjo University, Ago Iwoye, Ogun State	7,074	604	863	1070	49	2,586
10	University of Calabar, Calabar, Cross River State	8,978	631	611	881	400	2,523

CONDONMENT OF UNDISCLOSED ILLEGAL INSTITUTIONAL ADMISSION (CUIIA)

SUMMARY OF FIRST 10 POLYTECHNICS AS AT 14th JULY, 2022

S/N	POLYTECHNICS UNDISCLOSED ADMISSIONS 2017 - 2020	QUOTA	2017	2018	2019	2020	TOTAL
1	Kwara State Polytechnic, Ilorin, Kwara State	1,540	16769	8933	12131	12138	49,971
2	Auchi Polytechnic, Auchi, Edo State	1,880	8676	9617	9845	13191	41,329
3	Federal Polytechnic, Oko, Anambra	1,930	9388	7250	7455	7194	31,287
4	Yaba College of Technology, Yaba, Lagos	2,750	7436	7807	8649	6964	30,856
5	Federal Polytechnic, Nekede, Owerri, Imo State	2,850	9898	8530	5978	431	24,837
6	Institute of Management and Technology, Enugu State	2,240	8070	5353	6096	4819	24,338
7	The Federal Polytechic, Nasarawa, Nasarawa State	1,650	5185	5261	6557	7332	24,335
8	Federal Polytechnic Mubi, Adamawa State	1800	4932	4779	6434	4835	20,980
9	Delta State Polytechnic, Oghara, Delta State	910	4388	4499	4764	5724	19,375
10	Kano State Polytechnic, Kano State.	2,310	6809	5598	6903	0	19,310

CONDONMENT OF UNDISCLOSED ILLEGAL INSTITUTIONAL ADMISSION (CUIIA)

SUMMARY OF FIRST 10 COLLEGES OF EDUCATION AS AT 14th JULY, 2022

S/N	COLLEGES OF EDUCATION UNDISCLOSED ADMISSIONS 2017 - 2020	QUOTA	2017	2018	2019	2020	TOTAL
1	Federal College of Education, Katsina State	4,900	5,280	4,558	6,448	3,486	19,772
2	College of Education Akwanga, Nasarawa State.	4,470	2,500	4,269	6,469	3,523	16,761
3	Niger State College of Education, Minna, Niger State.	4,300	3,791	3,968	3,688	2,524	13,971
4	Shehu Shagari College of Education, Sokoto State.	5,300	3,596	2,689	2,457	0	8,742
5	Adamu Tafawa Balewa College of Education, Kangere, Bauchi State	1,750	0	0	6827	1,103	7,930
6	Adamu Augie College of Education, Argungu, Kebbi state.	3,000	1,870	1,783	2,342	1,107	7,102
7	Yusuf Bala Usman College of Legal and General Studies, Daura, Katsina State.	950	2,215	1,861	0	1,628	5,704
8	Zamfara State College of Education Maru, Zamfara State.	3,150	1,458	1,551	1,287	921	5,217
9	Federal College of Education (TECH), Bichi, Kano State. (NCE)	2,250	1,701	438	939	1,925	5,003
10	College of Education, Oju, Benue State	4,100	1,622	1,019	1,271	561	4,473

CONDONMENT OF UNDISCLOSED ILLEGAL INSTITUTIONAL ADMISSION (CUIIA)

SUMMARY OF FIRST 10 IEIS AS AT 14th JULY, 2022

S/NO	IEIS UNDISCLOSED ADMISSIONS 2017 - 2020	QUOTA	2017	2018	2019	2020	Total
1	Maurid Institute of Management and Technolpogy, Mbiaso, Nsit, Akwa - Ibom State.	160	259	124	142	230	755
2	Lagos Aviation and Maritime Business Academy, Lagos State	60	244	250	61	111	666
3	The Katsina State Institute of Technology and Management, Katsina State.	230	215	48	350	0	613
4	Distinct institute, ekosin, osun state.	120	0	68	68	188	324
5	Glory Land Institute of Management Studies, Ankpa, Kogi State.	70	68	64	64	65	261
6	Global Maritime Academy, Delta State.	210	40	42	79	65	226
7	Ifo College of Management and Technology, Ifo, Ogun.	120	35	21	27	45	128
8	Kaduna Business School, Kaduna State	160	28	31	0	60	119
9	Ipetu Ijesha College Of Technology, Ipetu Ijesha, Osun State	60	0	57	31	20	108
10	Eko College of Management and Technology, Ikotun, Lagos state	120	0	25	20	60	105

ESTABLISHMENT OF A/LEVEL DATABANK –

- ✓ HME approved the establishment of A/L Task Team headed by Prof. Yahuza Bello, Bayero University, Kano
- ✓ The Task Team is to establish a Bank for all A/L matters
- ✓ All results/certificates of the IJMB and JUPEB would be uploaded into databank
 - from inception to date
 - integrated into the JAMB CAPS
 - verification purposes by JAMB and other Institutions
- ✓ JUPEB and IJMB are being rejigged
 - JAMB to pay more attention through a semi-autonomous academic qualification bank
- ✓ Scope expanded to cover all 'A' level results
- ✓ The Task Team would implement the A/Level Bank so as not to divert the attention of JAMB from its primary assignment

**NABTEB 'GCE/A-LEVEL FOR ULTERIOR MOTIVES
(SUMMARY OF 2016 RESULTS)**

S/NO	SUBJECT CODE	SUBJECT TITLE	PERCENTAGE OF PASS (%)
1	176	Computer Science	88
2	426	Financial Accounting	63
3	A00	Business/Construction Management	85
4	A01	English Language	91
5	A02	Mathematics	98
6	A03	Economics	89

The rate of pass falls completely out of range even when many of the A/L candidates had no O/L at the time of taking the A/Level

**NABTEB 'GCE/A-LEVEL FOR ULTERIOR MOTIVES
(SUMMARY OF 2019 RESULTS)**

S/NO	SUBJECT CODE	SUBJECT TITLE	PERCENTAGE OF PASS (%)
1	A12	Mathematics	92
2	A13	Economics	92
3	A14	Physics	94
4	A15	Chemistry	96
5	A16	Biology	93
6	A17	Literature in English	92
7	A18	Geography	83
8	A19	Government	92
9	A20	Business Management	96
10	A21	Financial Accounting	90

The rate of pass falls completely out of range even when many of the A/L candidates had no O/L at the time of taking the A/Level

**NABTEB 'GCE/A-LEVEL FOR ULTERIOR MOTIVES
(SUMMARY OF 2020 RESULTS)**

S/NO	SUBJECT CODE	SUBJECT TITLE	PERCENTAGE OF PASS (%)
1	A12	Mathematics	91
2	A13	Economics	96
3	A14	Physics	96
4	A15	Chemistry	93
5	A16	Biology	89
6	A17	Literature in English	90
7	A18	Geography	100
8	A19	Government	96
9	A20	Business Management	92
10	A21	Financial Accounting	100

The rate of pass falls completely out of range even when many of the A/L candidates had no O/L at the time of taking the A/Level

**NABTEB 'GCE/A-LEVEL FOR ULTERIOR MOTIVES
(SUMMARY OF 2021 RESULTS)**

S/NO	SUBJECT CODE	SUBJECT TITLE	PERCENTAGE OF PASS (%)
1	A12	Mathematics	89
2	A13	Economics	86
3	A14	Physics	41
4	A15	Chemistry	89
5	A16	Biology	87
6	A17	Literature in English	55
7	A18	Geography	89
8	A19	Government	83
9	A20	Business Management	87
10	A21	Financial Accounting	17

The rate of pass falls completely out of range even when many of the A/L candidates had no O/L at the time of taking the A/Level

NABTEB 'GCE/A-LEVEL



- ✓ The HME approved that the NABTEB 'A/Level GCE will **no longer be recognized** as a qualification for DE from 2022
- ✓ However, all those who had already obtained it prior to this date will be able to use it

CHALLENGES OF THE BOARD

- ✓ Examination Malpractice
- ✓ Impersonation and Substitution of Real Candidates by Paid Examination Takers
- ✓ Fraudulent CBT Owners who Sabotage Examination
- ✓ Parents Encouraging Examination Malpractice
- ✓ Mass Cheating by Syndicates
- ✓ Prolonged Investigation and Prosecution
- ✓ Associated Costs Involving Travels, Allowances, Attendance of Court and Legal Fees
- ✓ Inadequate CBT Centres in Some Parts of the Country

Way forward

- ✓ Partnering security operatives & relevant agencies on cyber crimes
- ✓ Engaging the machinery & sponsoring them to tap from their knowledge
- ✓ Movement of some services to the registration portal to prevent extortion of candidates
- ✓ Establishment of Courts for Examination Malpractice
- ✓ Open Book Examination to Discourage Cheating
- ✓ Political-Will and Concerted Efforts at adopting **Single Identity for all Citizens** to Discourage Impersonation – we have started the collaboration with NIMC

Conclusion

- ✓ With the introduction of NIN from 2021 registrations, only real and legitimate candidates can register with the Board and is adjudged as one of the most innovative in the history of the Board
- ✓ Distinguished Ladies and Gentlemen, members of staff of JAMB, adhoc staff and the many distinguished Nigerians, our stakeholders and partners in progress (NIMC, NCC, Telcos, Service Providers) I must thank you for your diligence and perseverance to see the success of this examination
- ✓ I must also thank the Honourable Minister of Education, Honourable Minister of Communication and Permanent Secretary, Ministry of Education for their continued support and to the many Nigerians who stood by and believed in us

Thank
you

All images are google images